



1  Read and number. Say. 2 Look and count.



climb hop play chess play hockey run walk



3  What can you do? Write.

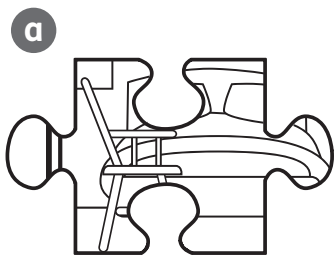
I can _____.




Revised Extension

- hop, run, walk, climb, play chess, play hockey


1 Read and match. **2** Write and say. **3** Look and count the chairs.



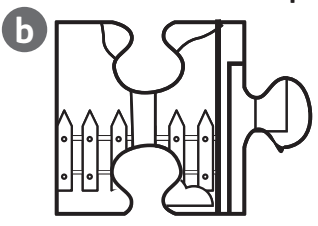
chair




playroom



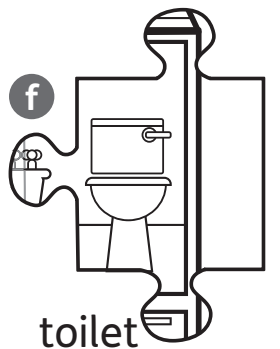
table



garden




study



toilet

chair



Revised Extension chair garden table
 playroom study toilet


1 Read and number. 2 Write and say. 3 Draw yourself.

- 1 It's a bike shed.
- 3 It's a cloakroom.
- 5 They are scissors.
- 2 It's a canteen.
- 4 It's a rubber.
- 6 It's a sharpener.




c o r o a l m o k 3

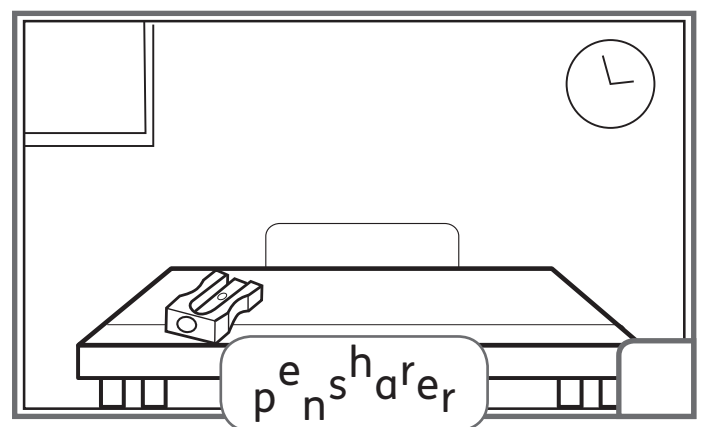
cloakroom




i e b k d h e s




e t e a n c
n t e a n c



p e n s h a r e r



u r e b r b




s r c i s s
s c o s s

Revised rubber scissors sharpener
Extension bike shed canteen cloakroom

1 Read and tick ✓ or cross X.

- a big sheep an old man a small sheep
- a long tail a short tail a young girl
- an old dog a small dog




2 Write and say. 3 What else can you see?


- 1 There's an old farmer.
- 2 There's a _____ tail.
- 3 There's a _____ tail.
- 4 There's a _____ horse.
- 5 There's a _____ dog.
- 6 There's a _____ sheep.

Revised Extension big old small
 long short young


1  **Read and circle.**




I like balloons / juice.



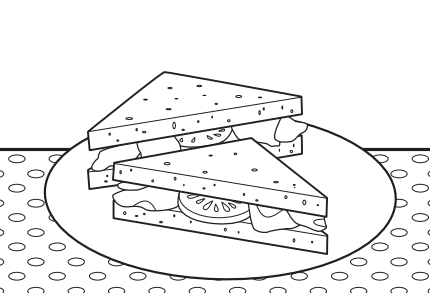
I like sandwiches / cake.




I like candles / sweets.



I like cake / juice.



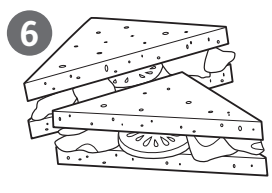



I like balloons / sandwiches.




I like sweets / candles.


2  **Write and say.** **3** **What do you like?**

			1						
		2	a						3
			l						
4			l						
			a				5		
			a						
	6		n						
			s						



 **Revised Extension** cake juice sandwiches
 balloons candles sweets

1 Write and say.




bikini

2 Read and colour.

3 What's missing? Order the bold letters to make a clothes word.


I'm wearing a red and white dress and pink socks.



I'm wearing brown trousers and a green T-shirt.



I'm wearing blue jeans and a yellow hat.



I'm wearing a b _ _ _ _ _ .

Revised Extension

hat	socks	trousers
bikini	dress	jeans

Extra vocabulary

The Extra vocabulary worksheets increase language load for pupils who are interested or who need an extra challenge. The worksheets can be set as homework. The words are labelled each time as a record.

- 1 Photocopy enough copies for each pupil.
- 2 Refer pupils to the Class Book Lesson 1 page and ask them to point out the extra language.
- 3 When pupils have finished, you can ask them to point to each item and say it.

Unit 1

1 Read and number. Say.

Pupils match the action to the correct action in the big picture. Then they say the words.

Answers

climb: 1 hop: 5 play chess: 2 play hockey: 4
run: 6 walk: 3

2 Look and count.

Pupils count the number of children doing each action.

Answers

climb: 5 hop: 3 play chess: 6 play hockey: 11
run: 4 walk: 3

3 What can you do? Write.

Children write what they can do.

Unit 2

1 Read and match.

Pupils match the jigsaw pieces to the correct spaces.

2 Write and say.

Pupils write the words on the big picture and say them.

3 Look and count the chairs.

Pupils count the number of chairs in the big picture.

Answers

8 chairs

Unit 3

1 Read and number.

Pupils read the sentences at the top of the worksheet and match them to the correct image.

2 Write and say.

Pupils write the words under the pictures, using the anagrams to help them. Then they say the words.

Answers

1 bike shed 2 canteen 3 cloakroom 4 rubber
5 scissors 6 sharpener

3 Draw yourself.

Pupils draw themselves in one of the pictures.

Unit 4

1 Read and tick ✓ or cross X.

Children read the words and look at the big picture. They tick or cross what they can or can't see.

Answers

a big sheep ✓ a long tail ✓ an old dog ✓
an old man ✓ a short tail ✓ a small dog ✓
a small sheep ✓ a young girl ✓

2 Write and say.

Pupils look at the numbered animals in the big picture and write the words to complete the sentences. Then they say the words.

Answers

1 There's an old farmer. 2 There's a short tail.
3 There's a long tail. 4 There's a big horse.
5 There's a young dog. 6 There's a small sheep.

3 What else can you see?

Pupils look at the big picture and make more sentences about what they can see.

Suggested answers

There's a young farmer. There's an old dog.
There's a big sheep. There's a small horse.
There's a young horse. There's a small chicken.

Unit 5

1 Read and circle.

Pupils look at the pictures and circle the correct word.

Answers

balloons cake candles juice sandwiches sweets

2 Write and say.

Pupils complete the crossword by referring to the picture clues. Then they say the words.

Answers

1 balloons 2 cake 3 sweets 4 candles 5 juice
6 sandwiches

3 What do you like?

Pupils say what they like.

Unit 6

1 Write and say.

Pupils write the words below the clothes, using the anagrams to help them. Then they say the words.

Answers

bikini dress hat socks jeans trousers

2 Read and colour.

Pupils read the speech bubbles and colour the clothes.

3 What's missing? Order the bold letters to make a clothes word.

Pupils use the bold letters to write a clothes word.

Answer

bikini