

# EDUCACIÓN ARTÍSTICA

C.E.I.P MANUEL ALTOLAGUIRRE

CUARTO DE EDUCACIÓN PRIMARIA



- Lee e interpreta con palmas los siguientes ritmos:

**1**

Row 1: Quarter note, eighth notes (two), quarter note, eighth notes (two), quarter note, eighth note, eighth rest, eighth notes (two), eighth notes (two), quarter note, quarter note, eighth rest, quarter note.

Row 2: eighth notes (two), eighth notes (two), quarter note, quarter note, eighth rest, eighth notes (two), eighth notes (two), eighth rest, eighth rest, eighth notes (two), eighth notes (two), quarter note.


**2**

Row 1: eighth notes (four), quarter note, eighth rest, eighth notes (two), eighth notes (two), eighth rest, eighth notes (four), quarter note, eighth rest, eighth notes (two), quarter note.


Row 2: eighth notes (four), eighth notes (four), quarter note, eighth notes (two), eighth rest, eighth notes (four), eighth rest, eighth notes (four), quarter note.



3




4



- Lee e interpreta con palmas los siguientes ritmos usando los matices:





FUERTE





DÉBIL

1



2



- Inventa un esquema rítmico en un papel e interprétalo con palmas o con cualquier instrumento improvisado:



- Di el nombre de las siguientes notas musicales



- Visualiza el siguiente vídeo sobre la clasificación de instrumentos musicales:
- 



<https://www.youtube.com/watch?v=UXT4mS9od3s>

- Aprende la coreografía de la canción “Can´t stop the feeling” utilizando el siguiente video:



<https://www.youtube.com/watch?v=TgcwKrf8wHM>