






**Hello people!** Hola a todos y a todas.

Aquí seguimos una nueva semana. Como sabéis estamos repasando el tema 1. ¡Así que ánimo y a seguir aprendiendo! No hace falta fotocopiar. Podéis escribirlo en vuestro cuaderno.



Recordad que debéis mandarme las tareas a mi email:


[lorenzo.garcia.edu@juntadeandalucia.es](mailto:lorenzo.garcia.edu@juntadeandalucia.es)


**Actividad 1.** Mira las imágenes y completa con **always, usually, sometimes** o **never**.


<p>1</p> <div style="border: 1px solid black; padding: 2px; width: fit-content; margin: 0 auto;">✗ swim in the sea</div>  <p>I never swim in the sea.</p> <hr/> <hr/>	<p>2</p> <div style="border: 1px solid black; padding: 2px; width: fit-content; margin: 0 auto;">✓✓ listen to music</div>  <p>_____</p> <hr/> <hr/>	<p>3</p> <div style="border: 1px solid black; padding: 2px; width: fit-content; margin: 0 auto;">✗ go to bed at 10</div>  <p>_____</p> <hr/> <hr/>
<p>4</p> <div style="border: 1px solid black; padding: 2px; width: fit-content; margin: 0 auto;">✓✓✓ swim in the sea</div>  <p>_____</p> <hr/> <hr/>	<p>5</p> <div style="border: 1px solid black; padding: 2px; width: fit-content; margin: 0 auto;">✓ listen to music</div>  <p>_____</p> <hr/> <hr/>	<p>6</p> <div style="border: 1px solid black; padding: 2px; width: fit-content; margin: 0 auto;">go to bed at 10</div> <div style="border: 1px solid black; border-radius: 50%; padding: 5px; width: fit-content; margin: 0 auto;">What about you?</div> <p>_____</p> <hr/> <hr/>



**Actividad 2.** Escucha y repite el audio titulado "Chant".


 I usually get up at quarter to eight,  
I'm never late for school. 

 I sometimes have Science at quarter past ten,  
Science is really cool!



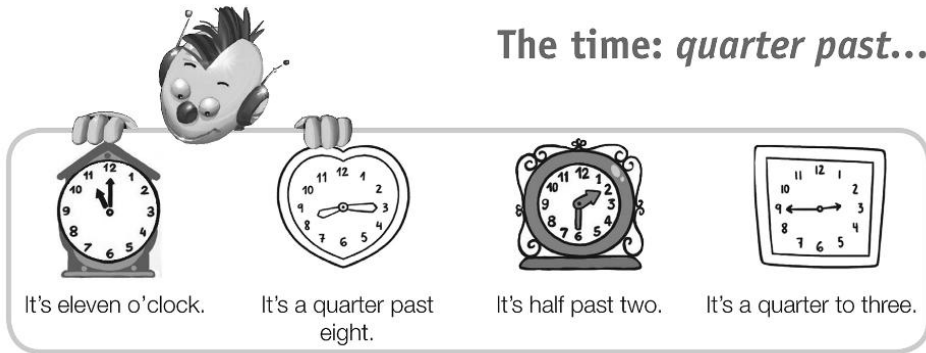
I have my lunch at one o'clock,  
And then I play with my friends. 


 I finish school at quarter to five,  
And then I go home again! 


**Actividad 3.** Repasamos las horas.

**The time: *quarter past...***






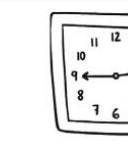
It's eleven o'clock.



It's a quarter past eight.



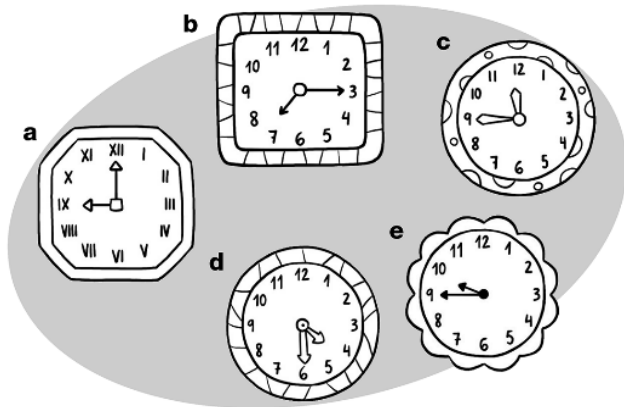
It's half past two.




It's a quarter to three.


**Actividad 4.** Lee y escribe la letra de la opción correcta.


- 1 It's quarter to twelve.
- 2 It's quarter to ten.
- 3 It's half past four.
- 4 It's quarter past seven.
- 5 It's nine o'clock.

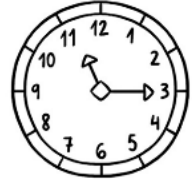


**Actividad 5.** Observa los relojes y escribe las horas.

1  \_\_\_\_\_  
\_\_\_\_\_

2  \_\_\_\_\_  
\_\_\_\_\_

3 \_\_\_\_\_  
\_\_\_\_\_ 

4 \_\_\_\_\_  
\_\_\_\_\_ 

**Actividad 6.** Contesta a las preguntas según tu propia experiencia. Recuerda que para decir a qué hora hacemos algo, en inglés usamos la preposición “**at**” (**a las...**):

“I go to school at nine o’clock”

(Voy al colegio a las nueve en punto)



- |   |                                 |       |
|---|---------------------------------|-------|
| 1 | What time do you get up?        | _____ |
| 2 | What time do you go to school?  | _____ |
| 3 | What time do you have lunch?    | _____ |
| 4 | What time do you finish school? | _____ |
| 5 | What time do you go to bed?     | _____ |