


# Unusual jobs

1  **Video** Watch. Tick ✓ the jobs you see and hear.

- |                 |                          |              |                          |          |                          |         |                          |
|-----------------|--------------------------|--------------|--------------------------|----------|--------------------------|---------|--------------------------|
| chefs           | <input type="checkbox"/> | vets         | <input type="checkbox"/> | artists  | <input type="checkbox"/> | doctors | <input type="checkbox"/> |
| police officers | <input type="checkbox"/> | firefighters | <input type="checkbox"/> | builders | <input type="checkbox"/> | pilots  | <input type="checkbox"/> |

2  **Video** Watch again and order. Then complete. There are two extra words.

dangerous roads wait silly busy safe cities amazing cars jump dance




**a** People in <sup>1</sup>\_\_\_\_\_ sometimes do dangerous things. Then the traffic zebras do something <sup>2</sup>\_\_\_\_\_ or funny. The traffic zebras help people remember to be safe and careful.

**b** Bolivia is a country in South America. Cities in Bolivia, such as the capital La Paz, are usually very <sup>3</sup>\_\_\_\_\_. For people walking around the city, it's scary. Crossing the road is <sup>4</sup>\_\_\_\_\_.

**c** Now there are hundreds of zebras in <sup>5</sup>\_\_\_\_\_ in Bolivia.

**d** They are wearing zebra costumes because a 'zebra crossing' is the name of a <sup>6</sup>\_\_\_\_\_ place to cross the road! The traffic zebras <sup>7</sup>\_\_\_\_\_ around and play with children. They are friendly and fun.

**e** To help with this problem, there is a special job. People wear zebra costumes. They are called 'traffic zebras'! The traffic zebras <sup>8</sup>\_\_\_\_\_ around and wave their arms. People in cars see them and stop. The traffic zebras <sup>9</sup>\_\_\_\_\_ for everyone to cross the road.



3 Discuss in groups. What unusual job would you like to do? Why?

# Día de los Muertos

**1**  **Video**  Watch. Tick ✓ what you see and hear.

- |         |                          |           |                          |       |                          |         |                          |
|---------|--------------------------|-----------|--------------------------|-------|--------------------------|---------|--------------------------|
| stage   | <input type="checkbox"/> | fireworks | <input type="checkbox"/> | float | <input type="checkbox"/> | parades | <input type="checkbox"/> |
| candles | <input type="checkbox"/> | costumes  | <input type="checkbox"/> | band  | <input type="checkbox"/> | drum    | <input type="checkbox"/> |

**2**  **Video**  Watch again and order. Then complete. There are two extra words.

flowers beautiful food everywhere candles ofrenda colourful fantastic

## Día de los Muertos



**a** It isn't a sad festival. There are parades in the street. People wear <sup>1</sup> \_\_\_\_\_ clothes.

**b** There are special flowers for Dia de los Muertos. They are <sup>2</sup> \_\_\_\_\_ !

**c** People have a special place in their homes called an ofrenda. There are things that they loved. There are also <sup>3</sup> \_\_\_\_\_ .

**d** Dia de los Muertos is one of the most important festivals in Mexico. Families remember people who aren't with them anymore. They leave <sup>4</sup> \_\_\_\_\_ and light candles.



**e** Adults and children wear costumes and paint their faces. They look <sup>5</sup> \_\_\_\_\_ !



**f** People eat a special bread called pan de muerto. It's sweet and delicious. People often put pan de muerto on their <sup>6</sup> \_\_\_\_\_ .

**3** Discuss in groups. What is your favourite festival? Why?

# My city is fun!


**1**  **Video**  Watch. Tick ✓ what you see and hear.

- |          |                          |               |                          |            |                          |             |                          |
|----------|--------------------------|---------------|--------------------------|------------|--------------------------|-------------|--------------------------|
| museum   | <input type="checkbox"/> | aquarium      | <input type="checkbox"/> | theme park | <input type="checkbox"/> | stadium     | <input type="checkbox"/> |
| ice rink | <input type="checkbox"/> | bowling alley | <input type="checkbox"/> | restaurant | <input type="checkbox"/> | art gallery | <input type="checkbox"/> |

**2**  **Video**  Watch and order. Then complete.

beautiful experiments rivers video games fun Melbourne canals lakes rides Copenhagen

**a**    
 1 \_\_\_\_\_   
 is the capital of Denmark. It's an amazing city, with lots of 2 \_\_\_\_\_ things to do.

**b**    
 3 \_\_\_\_\_   
 is special because there are so many parks and 4 \_\_\_\_\_.


**c** There are lots of different museums and art galleries. At ScienceWorks you can even do 5 \_\_\_\_\_.



**d** Another great place to visit is the aquarium. You can see animals from 6 \_\_\_\_\_ and lakes.




**e** It's great to cycle or walk next to the river. You can take a boat trip and see lots of the 7 \_\_\_\_\_ gardens.

**f**  Tivoli Gardens is the oldest theme park in the world. There are lots of 8 \_\_\_\_\_ for different ages.



**g** There is also a museum about film, TV and 9 \_\_\_\_\_. It's on a square where lots of people meet.

**h**  You can also explore the city by boat on the 10 \_\_\_\_\_.

**3** Discuss in groups. What is your favourite city? Why?

# The problem with plastic

1  Watch. Tick ✓ what you see and hear.


- |                                     |  |   |  |
|-------------------------------------|--|---|--|
| rubbish <input type="checkbox"/>    | reuse plastic to make art <input type="checkbox"/> | clean beaches <input type="checkbox"/>  | recycle plastic <input type="checkbox"/> |
| waste food <input type="checkbox"/> | turn off lights <input type="checkbox"/>           | use less water <input type="checkbox"/> | swap clothes <input type="checkbox"/>    |

2  Watch again and order. Then complete. There are two extra words.


rubbish year plastic streets use water find oceans buy week

## The Problem with Plastic


**a** Scientists say that soon there is going to be more plastic in the <sup>1</sup>\_\_\_\_\_ than there are fish!





**b** Many children come to a special beach. They come every <sup>2</sup>\_\_\_\_\_ to help clean it.





**c** Plastic things are cheap and easy to make. You can <sup>3</sup>\_\_\_\_\_ plastic in different shapes, sizes and colours.





**d** We should try not to use plastic. We can <sup>4</sup>\_\_\_\_\_ the same things but made out of something different.





**e** People are being creative about the problem of <sup>5</sup>\_\_\_\_\_. They make bags and different art from other people's rubbish.





**f** In Lagos, in Nigeria, a lot of the rubbish from the <sup>6</sup>\_\_\_\_\_ ends up on the beach and in the ocean.




**g** People can collect their own <sup>7</sup>\_\_\_\_\_ at home. The Wecyclers give them money and then recycle it.




**h** However, there is a big problem with plastic. It stays around for a long, long time. Every <sup>8</sup>\_\_\_\_\_ we make more and more plastic.




3 Discuss in groups. What things do you recycle? What more can you do?



# Bollywood


**1**  **Video**  Watch. Tick ✓ what you see and hear.

- |        |                          |           |                          |         |                          |           |                          |
|--------|--------------------------|-----------|--------------------------|---------|--------------------------|-----------|--------------------------|
| comedy | <input type="checkbox"/> | animation | <input type="checkbox"/> | action  | <input type="checkbox"/> | musical   | <input type="checkbox"/> |
| sci-fi | <input type="checkbox"/> | horror    | <input type="checkbox"/> | western | <input type="checkbox"/> | detective | <input type="checkbox"/> |


**2**  **Video**  Watch again and order. Then complete.

actors stars Bollywood places weather light dancing fans Hollywood action


**a** Before they made films here, <sup>1</sup> \_\_\_\_\_ was a very small town. It was dry and there was a lot of sun, so the <sup>2</sup> \_\_\_\_\_ was good for filming.




**b** India has <sup>3</sup> \_\_\_\_\_ . India makes the most films in the world. The <sup>4</sup> \_\_\_\_\_ in Mumbai is good for filming.





**c** There are more than 15 different film studios here and lots of different <sup>5</sup> \_\_\_\_\_ to film outside.





**d** You can walk along the 'Walk of Fame' here to see the <sup>6</sup> \_\_\_\_\_ showing famous people's names.



**e** Film <sup>7</sup> \_\_\_\_\_ can also take a bus tour to see where famous film stars live.




**f** Each film is a mix of different kinds of film. These films can have some <sup>8</sup> \_\_\_\_\_ , some comedy and love, all in one film!




**g** The Oscars ceremony is here every year. Crowds of people come to see the most popular <sup>9</sup> \_\_\_\_\_ in the world.


**h** The films are nearly always musicals. The songs are important. They usually have <sup>10</sup> \_\_\_\_\_ in them.

**3** Discuss in groups. What are your favourite films? Why?

# Technology and travel

**1**  **Video**  Watch. Tick ✓ what you see and hear.

- |        |                          |                  |                          |           |                          |          |                          |
|--------|--------------------------|------------------|--------------------------|-----------|--------------------------|----------|--------------------------|
| forest | <input type="checkbox"/> | lake             | <input type="checkbox"/> | waterfall | <input type="checkbox"/> | laptop   | <input type="checkbox"/> |
| webcam | <input type="checkbox"/> | 360-degree video | <input type="checkbox"/> | desert    | <input type="checkbox"/> | keyboard | <input type="checkbox"/> |

**2**  **Video**  Watch and order. Then complete. There two extra words.

rocks explore paintings visit places mountains living room art buildings laptop screen

## TECHNOLOGY AND TRAVEL

**a** Technology lets me see places that I can't <sup>1</sup> \_\_\_\_\_ in real life. For example, I can do a walk in space.



**b** This is the Grand Canyon. I can see the red <sup>2</sup> \_\_\_\_\_. It's amazing!

**d** Travelling is exciting. You can explore the world. However, getting to these amazing <sup>4</sup> \_\_\_\_\_ is usually expensive and boring!

**c** I can visit a famous museum or art gallery and look at all the amazing <sup>3</sup> \_\_\_\_\_ and interesting things inside.



**f** Imagine you can travel all over the world from your <sup>6</sup> \_\_\_\_\_. With technology you can and it's called 'virtual travel'.

**e** I can't try the local food, feel the warm air or chat to the people. But I can discover the world through my <sup>5</sup> \_\_\_\_\_.



**g** I can <sup>7</sup> \_\_\_\_\_ ships at the bottom of the ocean.



**h** I'll visit a famous city and see the old <sup>8</sup> \_\_\_\_\_ and learn about the history. This is a 360-degree video of Berlin.

**3** Discuss in groups. Which places would you choose to visit on a virtual trip? Why?

## Unit 1

- ✓ chefs, doctors, police officers, builders, firefighters  
Make sure the children have read and understood the words. They then watch the video and tick the things they can see. If needed, watch again to check the answers.
- Correct order: 1 b 2 e 3 d 4 a 5 c  
1 cars 2 silly 3 busy 4 dangerous 5 cities  
6 safe 7 dance 8 jump 9 wait  
The children watch and order the texts. They then watch it again, if necessary, and complete the texts using the answers in the box.
- Divide the class into groups of four or less. Encourage them to think of an unusual job and why they would like to do it. Have them feed back to the class.

## Unit 2

- ✓ parades, candles, costumes  
Make sure the children have read and understood the words. They then watch the video and tick the things they can see. If needed, watch again to check the answers.
- Correct order: 1 d 2 c 3 a 4 e 5 b 6 f  
1 colourful 2 everywhere 3 candles 4 flowers  
5 beautiful 6 ofrenda  
The children watch the video and order the texts. They then watch it again, if necessary, and complete the texts using the answers in the box.
- Divide the class into groups of four or less. Encourage them to discuss their favourite festivals. Have them feed back to the class.

## Unit 3

- ✓ museum, aquarium, theme park, restaurant, art gallery  
Make sure the children have read and can understand the words. They then watch the video and tick the things they can see. If needed, watch again to check the answers.
- Correct order: 1 a 2 f 3 d 4 h 5 b 6 e  
7 c 8 g  
1 Copenhagen 2 fun 3 Melbourne 4 lakes  
5 experiments 6 rivers 7 beautiful 8 rides  
9 video games 10 canals  
The children watch the video and order the texts. They then watch it again, if necessary, and complete the texts using the answers in the box.
- Divide the class into groups of four or less. Encourage them to discuss their favourite cities. Have them feed back to the class.

## Unit 4

- ✓ rubbish, reuse plastic to make art, clean beaches, recycle plastic  
Make sure the children have read and understood the words. They then watch the video and tick the things they can see. If needed, watch again to check the answers.
- Correct order: 1 c 2 h 3 a 4 d 5 f 6 g  
7 e 8 b  
1 oceans 2 week 3 find 4 buy 5 plastic  
6 streets 7 rubbish 8 year  
The children watch the video and order the texts. They then watch it again, if necessary, and complete the texts using the answers in the box.
- Divide the class into groups of four or less. Encourage them to think about the things they recycle and what more they can do. Have them feed back to the class.

## Unit 5

- ✓ comedy, action, musical  
Make sure the children have read the words. They then watch the video and tick the things they can see. If needed, watch again to check the answers.
- Correct order: 1 a 2 g 3 d 4 e 5 b 6 c  
7 f 8 h  
1 Hollywood 2 light 3 Bollywood 4 weather  
5 places 6 stars 7 fans 8 action 9 actors  
10 dancing  
They then watch it again, if necessary, and complete the texts using the answers in the box.
- Divide the class into groups of four or less. Encourage them to discuss their favourite types of films. Have them feed back to the class.

## Unit 6

- ✓ forest, waterfall, laptop, 360-degree video  
Make sure the children have read the words. They then watch the video and tick the things they can see. If needed, watch again to check the answers.
- Correct order: 1 d 2 f 3 c 4 b 5 h  
6 a 7 g 8 e  
1 visit 2 rocks 3 paintings 4 places  
5 laptop screen 6 living room 7 explore  
8 buildings  
They then watch it again, if necessary, and complete the texts using the answers in the box.
- Divide the class into groups of four or less. Encourage them to decide which places they would like to visit on a virtual trip and why. They can include the ones from the ones from the video or any others of their choice. Have them feed back to the class.