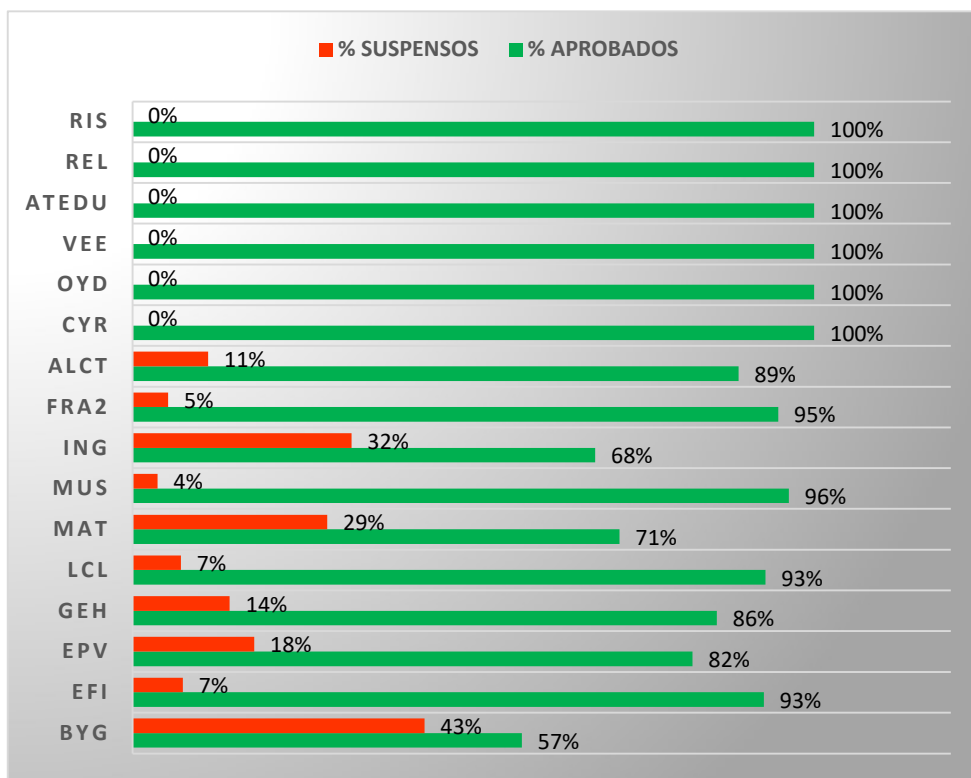


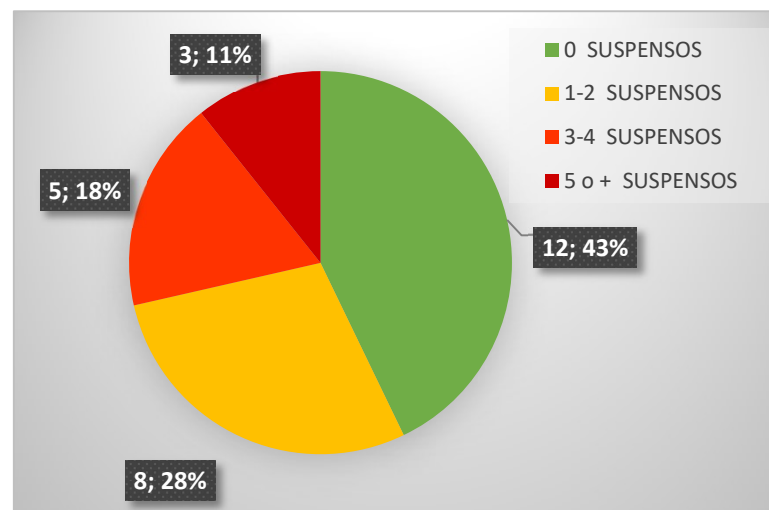
# RESULTADOS DE LA 2ª EVALUACIÓN

# 1º E.S.O. A

ASIGNATURAS	BYG	EFI	EPV	GEH	LCL	MAT	MUS	ING	FRA2	ALCT	CYR	OYD	VEE	ATEDU	REL	RIS
Nº ALUMNOS	28	27	28	28	28	28	27	28	19	9	19	6	3	20	5	3
APROBADOS	16	25	23	24	26	20	26	19	18	8	19	6	3	20	5	3
% APROBADOS	57%	93%	82%	86%	93%	71%	96%	68%	95%	89%	100%	100%	100%	100%	100%	100%
SUSPENSOS	12	2	5	4	2	8	1	9	1	1	0	0	0	0	0	0
% SUSPENSOS	43%	7%	18%	14%	7%	29%	4%	32%	5%	11%	0%	0%	0%	0%	0%	0%



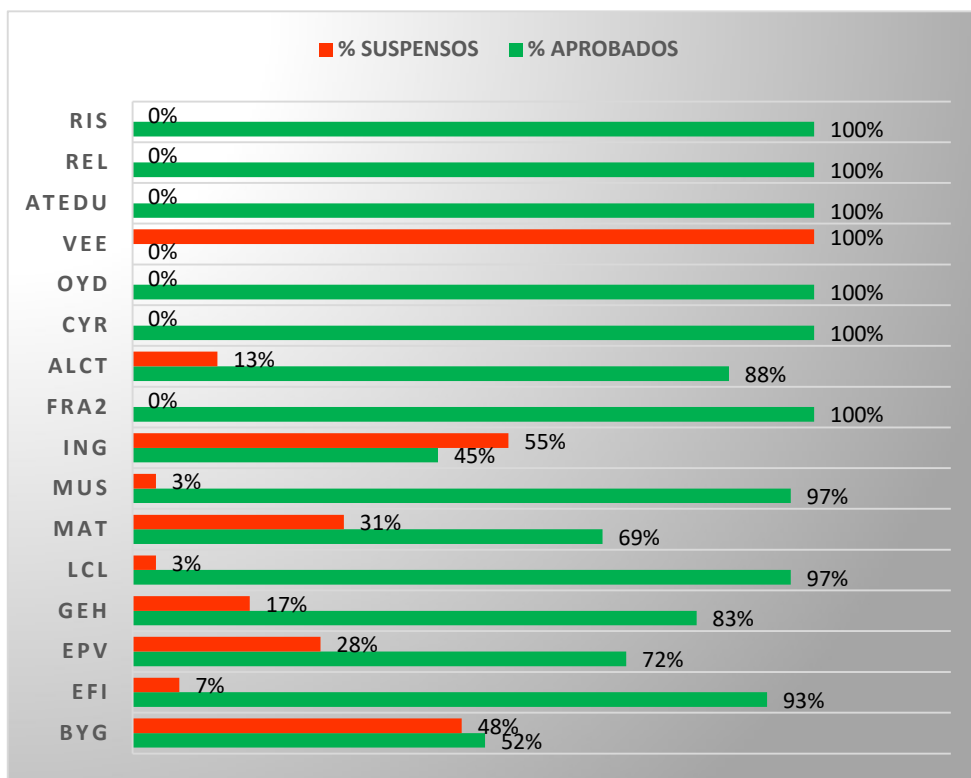
ALUMNOS	
0 SUSPENSOS	12
1-2 SUSPENSOS	8
3-4 SUSPENSOS	5
5 o + SUSPENSOS	3
<b>TOTAL</b>	<b>28</b>



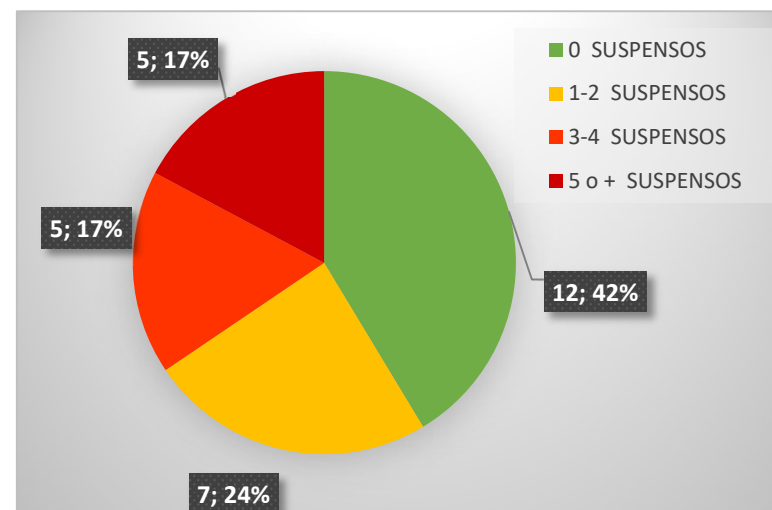
# RESULTADOS DE LA 2ª EVALUACIÓN

## 1º E.S.O. B

ASIGNATURAS	BYG	EFI	EPV	GEH	LCL	MAT	MUS	ING	FRA2	ALCT	CYR	OYD	VEE	ATEDU	REL	RIS
Nº ALUMNOS	29	29	29	29	29	29	29	29	21	8	25	3	1	17	10	2
APROBADOS	15	27	21	24	28	20	28	13	21	7	25	3	0	17	10	2
% APROBADOS	52%	93%	72%	83%	97%	69%	97%	45%	100%	88%	100%	100%	0%	100%	100%	100%
SUSPENSOS	14	2	8	5	1	9	1	16	0	1	0	0	1	0	0	0
% SUSPENSOS	48%	7%	28%	17%	3%	31%	3%	55%	0%	13%	0%	0%	100%	0%	0%	0%



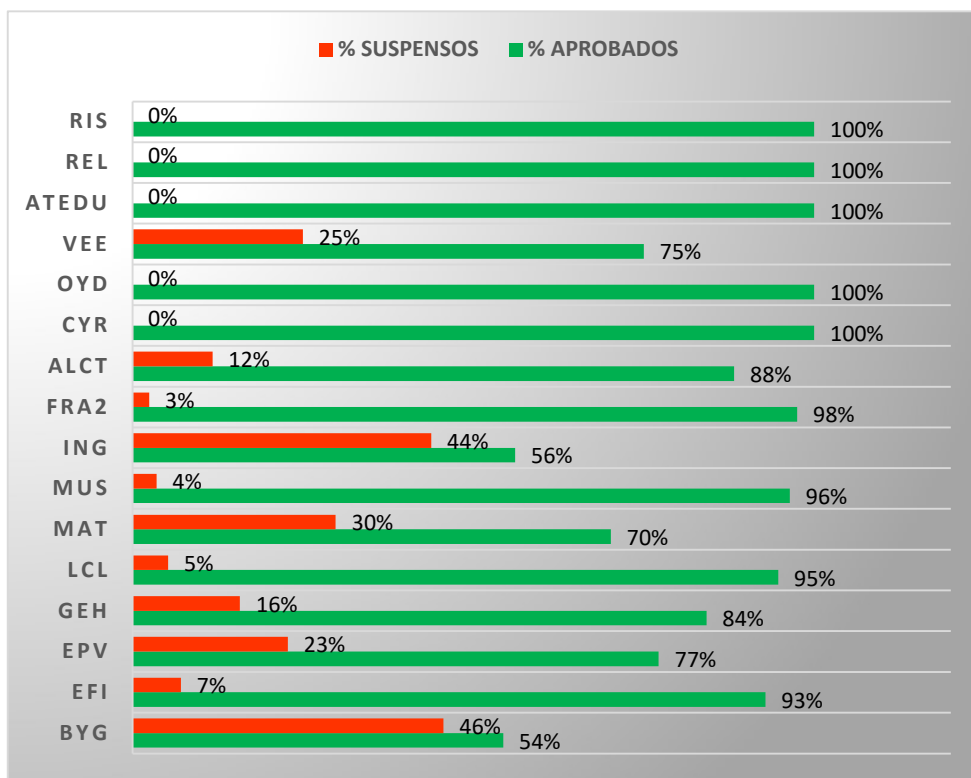
ALUMNOS	
0 SUSPENSOS	12
1-2 SUSPENSOS	7
3-4 SUSPENSOS	5
5 o + SUSPENSOS	5
<b>TOTAL</b>	<b>29</b>



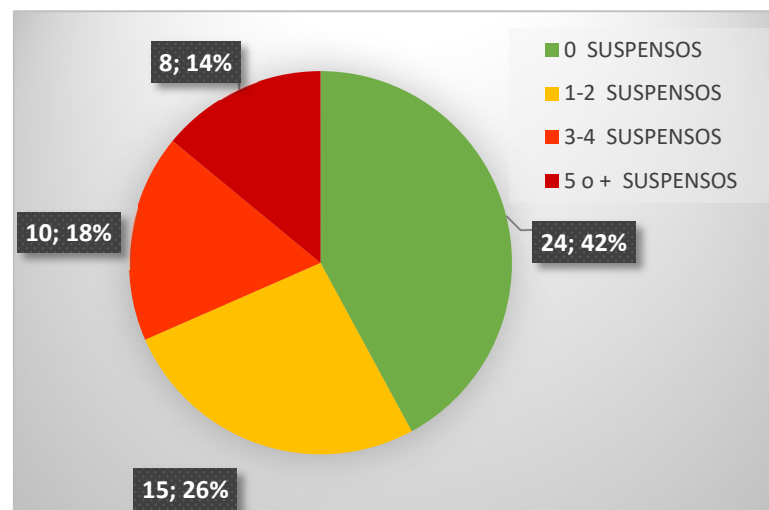
# RESULTADOS DE LA 2ª EVALUACIÓN

1º E.S.O.

ASIGNATURAS	BYG	EFI	EPV	GEH	LCL	MAT	MUS	ING	FRA2	ALCT	CYR	OYD	VEE	ATEDU	REL	RIS
Nº ALUMNOS	57	56	57	57	57	57	56	57	40	17	44	9	4	37	15	5
APROBADOS	31	52	44	48	54	40	54	32	39	15	44	9	3	37	15	5
% APROBADOS	54%	93%	77%	84%	95%	70%	96%	56%	98%	88%	100%	100%	75%	100%	100%	100%
SUSPENSOS	26	4	13	9	3	17	2	25	1	2	0	0	1	0	0	0
% SUSPENSOS	46%	7%	23%	16%	5%	30%	4%	44%	3%	12%	0%	0%	25%	0%	0%	0%



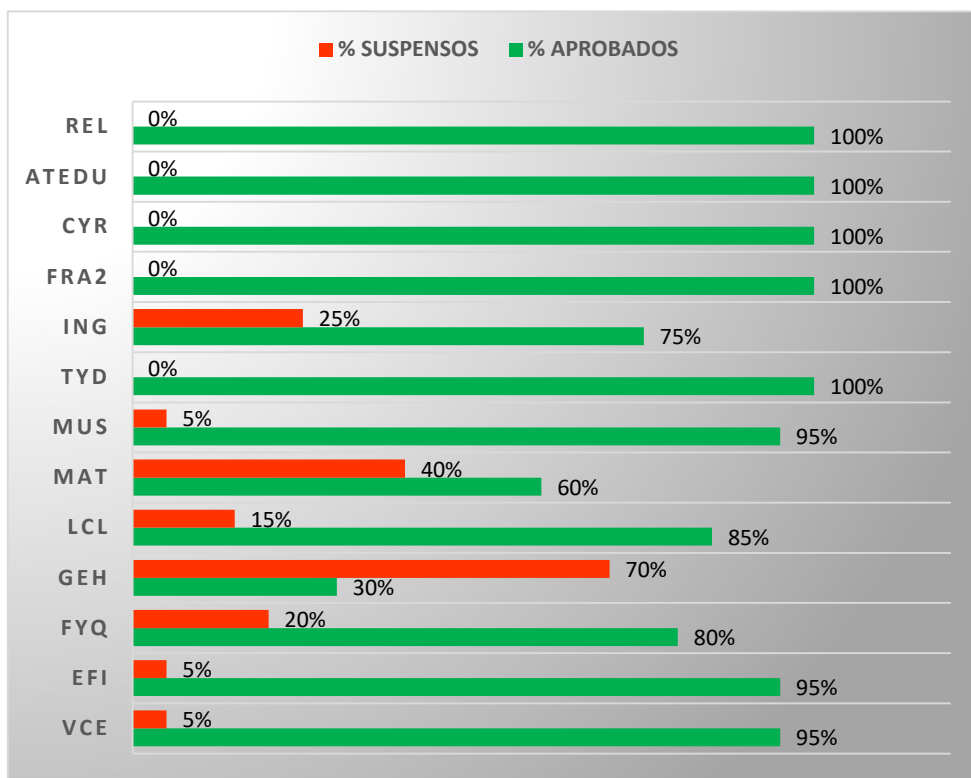
ALUMNOS	
0 SUSPENSOS	24
1-2 SUSPENSOS	15
3-4 SUSPENSOS	10
5 o + SUSPENSOS	8
<b>TOTAL</b>	<b>57</b>



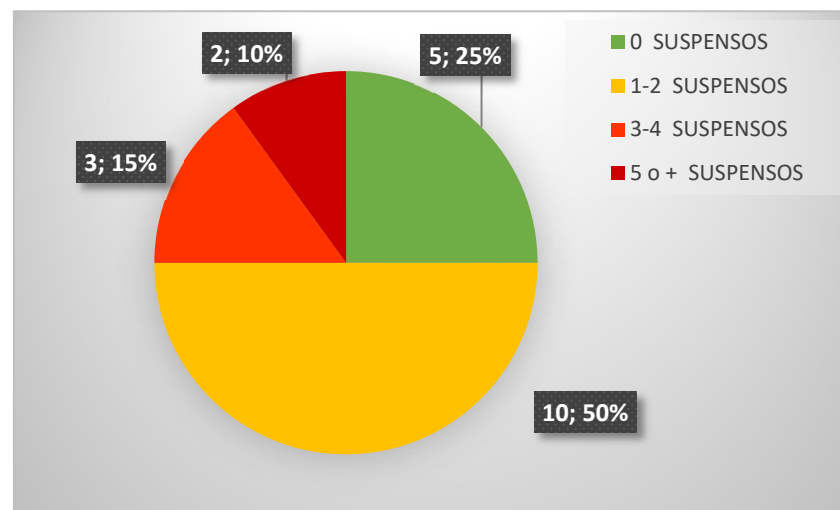
# RESULTADOS DE LA 2ª EVALUACIÓN

## 2º E.S.O. A

ASIGNATURAS	VCE	EFI	FYQ	GEH	LCL	MAT	MUS	TYD	ING	FRA2	CYR	ATEDU	REL
Nº ALUMNOS	20	20	20	20	20	20	20	20	20	11	9	14	6
APROBADOS	19	19	16	6	17	12	19	20	15	11	9	14	6
% APROBADOS	95%	95%	80%	30%	85%	60%	95%	100%	75%	100%	100%	100%	100%
SUSPENSOS	1	1	4	14	3	8	1	0	5	0	0	0	0
% SUSPENSOS	5%	5%	20%	70%	15%	40%	5%	0%	25%	0%	0%	0%	0%



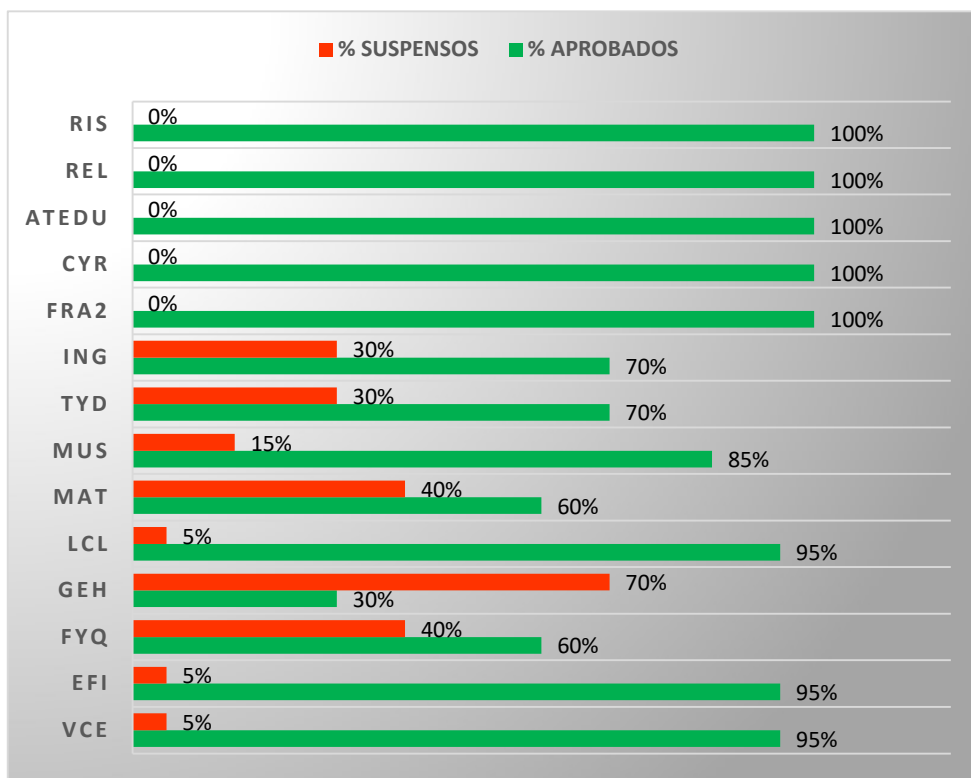
ALUMNOS	
0 SUSPENSOS	5
1-2 SUSPENSOS	10
3-4 SUSPENSOS	3
5 o + SUSPENSOS	2
<b>TOTAL</b>	<b>20</b>



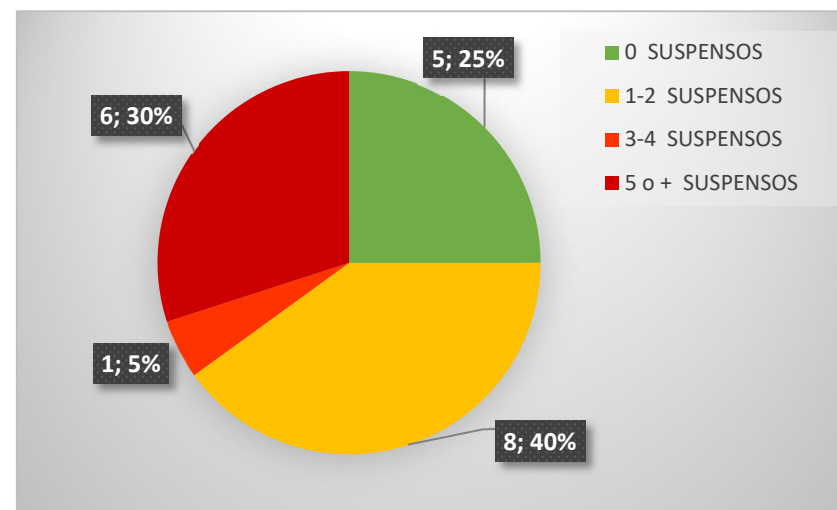
# RESULTADOS DE LA 2ª EVALUACIÓN

## 2º E.S.O. B

ASIGNATURAS	VCE	EFI	FYQ	GEH	LCL	MAT	MUS	TYD	ING	FRA2	CYR	ATEDU	REL	RIS
Nº ALUMNOS	20	20	20	20	20	20	20	20	20	9	11	12	5	3
APROBADOS	19	19	12	6	19	12	17	14	14	9	11	12	5	3
% APROBADOS	95%	95%	60%	30%	95%	60%	85%	70%	70%	100%	100%	100%	100%	100%
SUSPENSOS	1	1	8	14	1	8	3	6	6	0	0	0	0	0
% SUSPENSOS	5%	5%	40%	70%	5%	40%	15%	30%	30%	0%	0%	0%	0%	0%



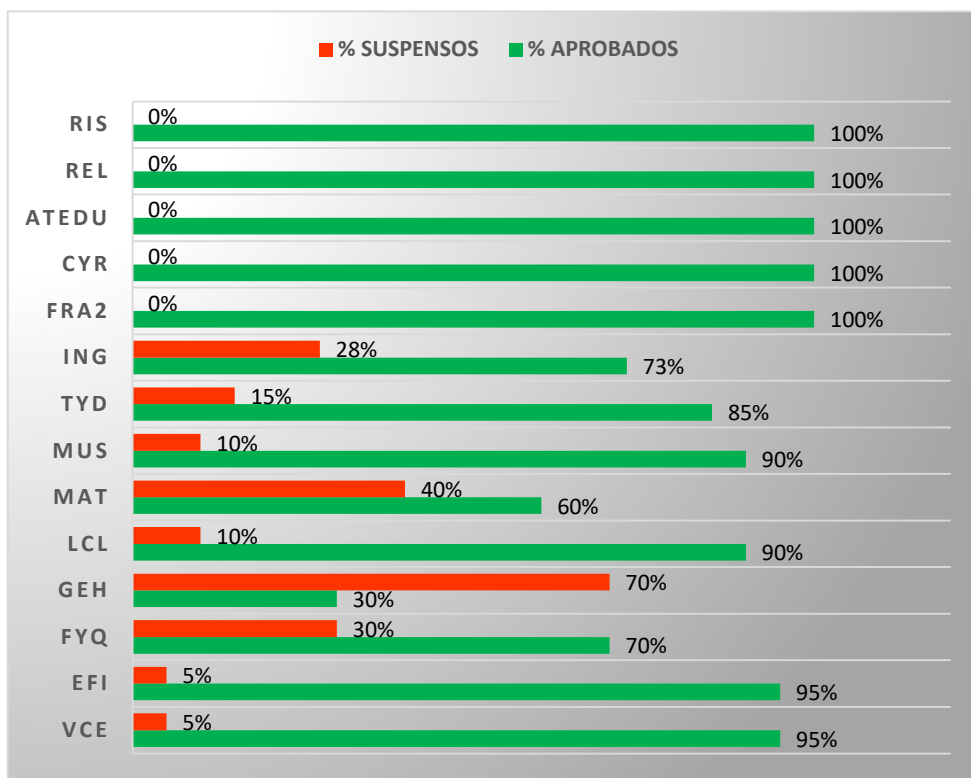
ALUMNOS	
0 SUSPENSOS	5
1-2 SUSPENSOS	8
3-4 SUSPENSOS	1
5 o + SUSPENSOS	6
<b>TOTAL</b>	<b>20</b>



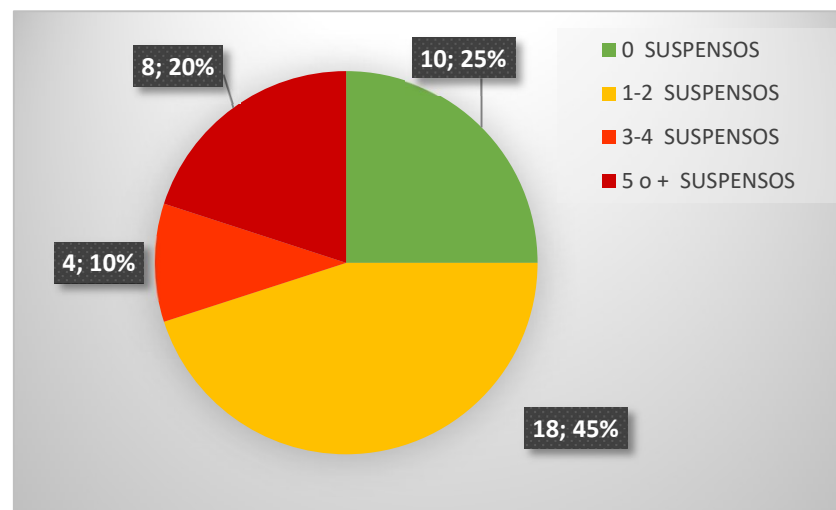
# RESULTADOS DE LA 2ª EVALUACIÓN

2º E.S.O.

ASIGNATURAS	VCE	EFI	FYQ	GEH	LCL	MAT	MUS	TYD	ING	FRA2	CYR	ATEDU	REL	RIS
Nº ALUMNOS	40	40	40	40	40	40	40	40	40	20	20	26	11	3
APROBADOS	38	38	28	12	36	24	36	34	29	20	20	26	11	3
% APROBADOS	95%	95%	70%	30%	90%	60%	90%	85%	73%	100%	100%	100%	100%	100%
SUSPENSOS	2	2	12	28	4	16	4	6	11	0	0	0	0	0
% SUSPENSOS	5%	5%	30%	70%	10%	40%	10%	15%	28%	0%	0%	0%	0%	0%



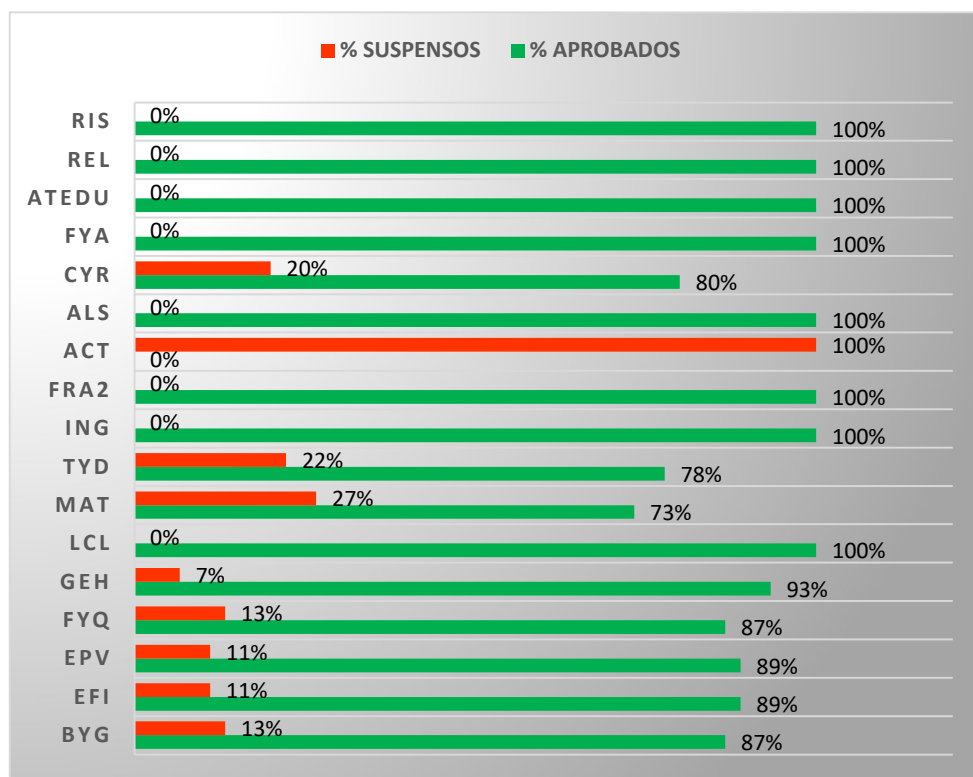
ALUMNOS	
0 SUSPENSOS	10
1-2 SUSPENSOS	18
3-4 SUSPENSOS	4
5 o + SUSPENSOS	8
<b>TOTAL</b>	<b>40</b>



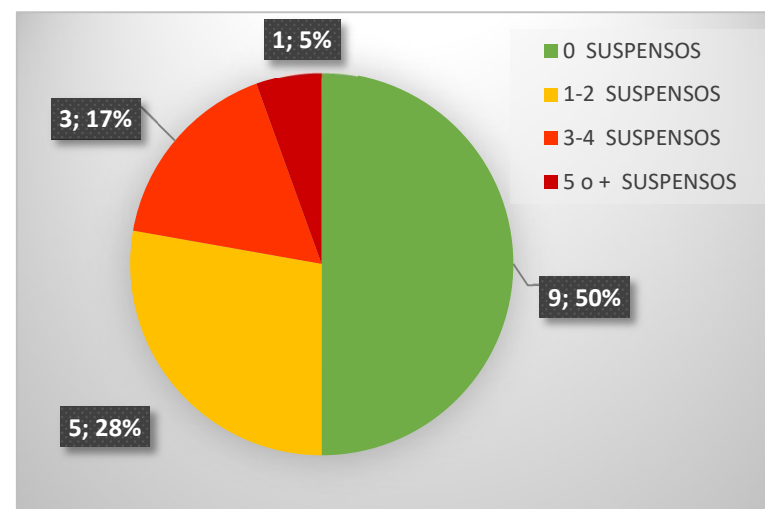
## RESULTADOS DE LA 2ª EVALUACIÓN

## 3º E.S.O. A

ASIGNATURAS	BYG	EFI	EPV	FYQ	GEH	LCL	MAT	TYD	ING	FRA2	ACT	ALS	CYR	FYA	ATEDU	REL	RIS
Nº ALUMNOS	15	18	18	15	15	15	15	18	15	8	3	3	10	3	10	7	1
APROBADOS	13	16	16	13	14	15	11	14	15	8	0	3	8	3	10	7	1
% APROBADOS	87%	89%	89%	87%	93%	100%	73%	78%	100%	100%	0%	100%	80%	100%	100%	100%	100%
SUSPENSOS	2	2	2	2	1	0	4	4	0	0	3	0	2	0	0	0	0
% SUSPENSOS	13%	11%	11%	13%	7%	0%	27%	22%	0%	0%	100%	0%	20%	0%	0%	0%	0%



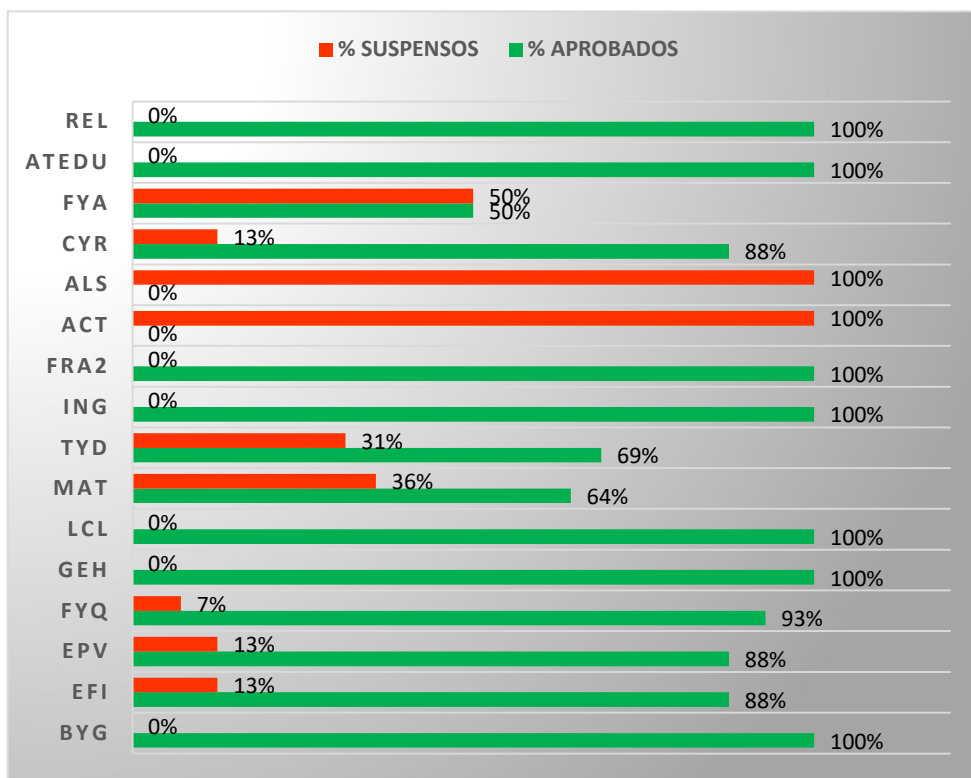
ALUMNOS	
0 SUSPENSOS	9
1-2 SUSPENSOS	5
3-4 SUSPENSOS	3
5 o + SUSPENSOS	1
<b>TOTAL</b>	<b>18</b>



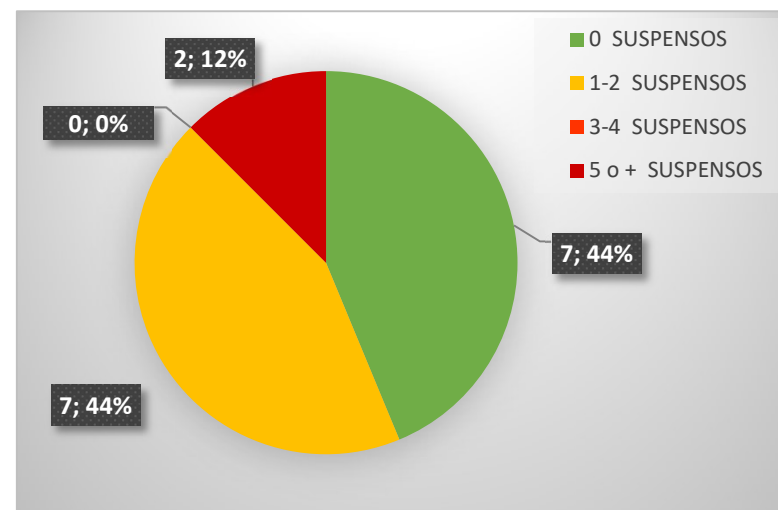
# RESULTADOS DE LA 2ª EVALUACIÓN

# 3º E.S.O. B

ASIGNATURAS	BYG	EFI	EPV	FYQ	GEH	LCL	MAT	TYD	ING	FRA2	ACT	ALS	CYR	FYA	ATEDU	REL
Nº ALUMNOS	14	16	16	14	14	14	14	16	14	8	2	2	8	2	10	6
APROBADOS	14	14	14	13	14	14	9	11	14	8	0	0	7	1	10	6
% APROBADOS	100%	88%	88%	93%	100%	100%	64%	69%	100%	100%	0%	0%	88%	50%	100%	100%
SUSPENSOS	0	2	2	1	0	0	5	5	0	0	2	2	1	1	0	0
% SUSPENSOS	0%	13%	13%	7%	0%	0%	36%	31%	0%	0%	100%	100%	13%	50%	0%	0%



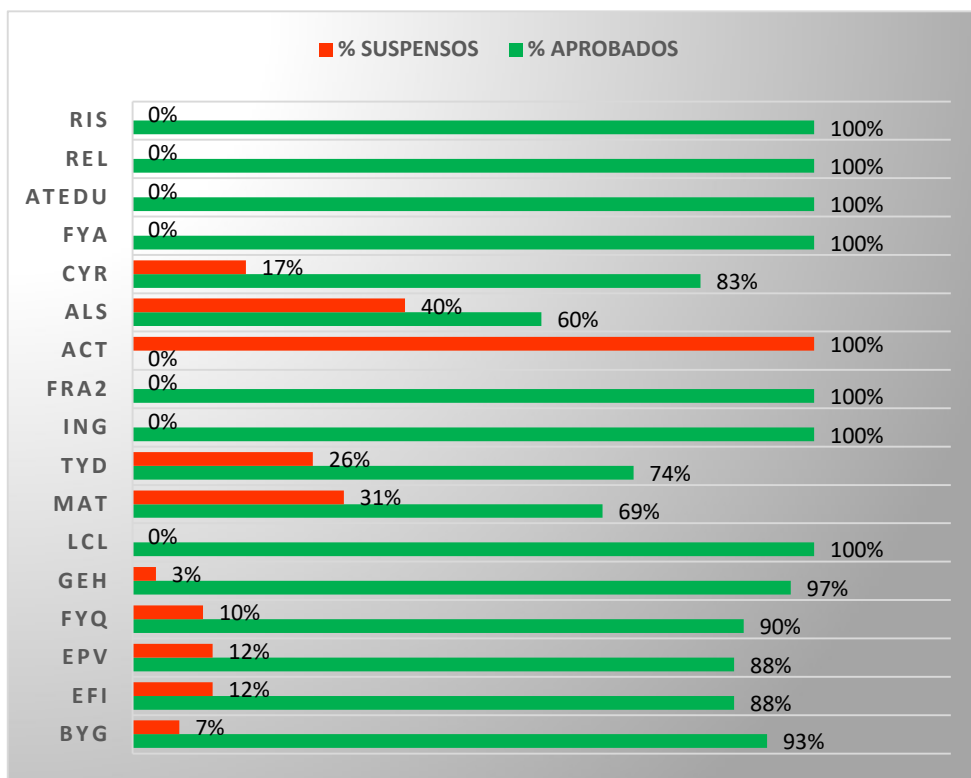
ALUMNOS	
0 SUSPENSOS	7
1-2 SUSPENSOS	7
3-4 SUSPENSOS	0
5 o + SUSPENSOS	2
<b>TOTAL</b>	<b>16</b>



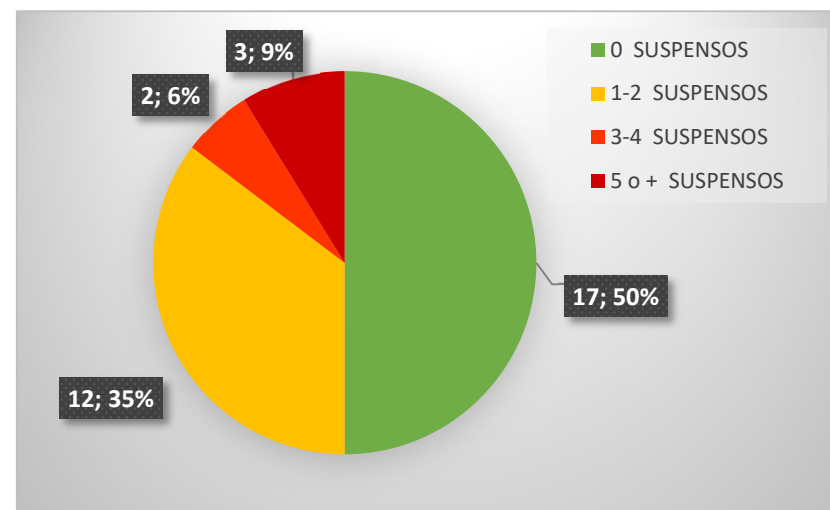
# RESULTADOS DE LA 2ª EVALUACIÓN

3º E.S.O.

ASIGNATURAS	BYG	EFI	EPV	FYQ	GEH	LCL	MAT	TYD	ING	FRA2	ACT	ALS	CYR	FYA	ATEDU	REL	RIS
Nº ALUMNOS	29	34	34	29	29	29	29	34	29	16	5	5	18	2	20	3	1
APROBADOS	27	30	30	26	28	29	20	25	29	16	0	3	15	2	20	3	1
% APROBADOS	93%	88%	88%	90%	97%	100%	69%	74%	100%	100%	0%	60%	83%	100%	100%	100%	100%
SUSPENSOS	2	4	4	3	1	0	9	9	0	0	5	2	3	0	0	0	0
% SUSPENSOS	7%	12%	12%	10%	3%	0%	31%	26%	0%	0%	100%	40%	17%	0%	0%	0%	0%



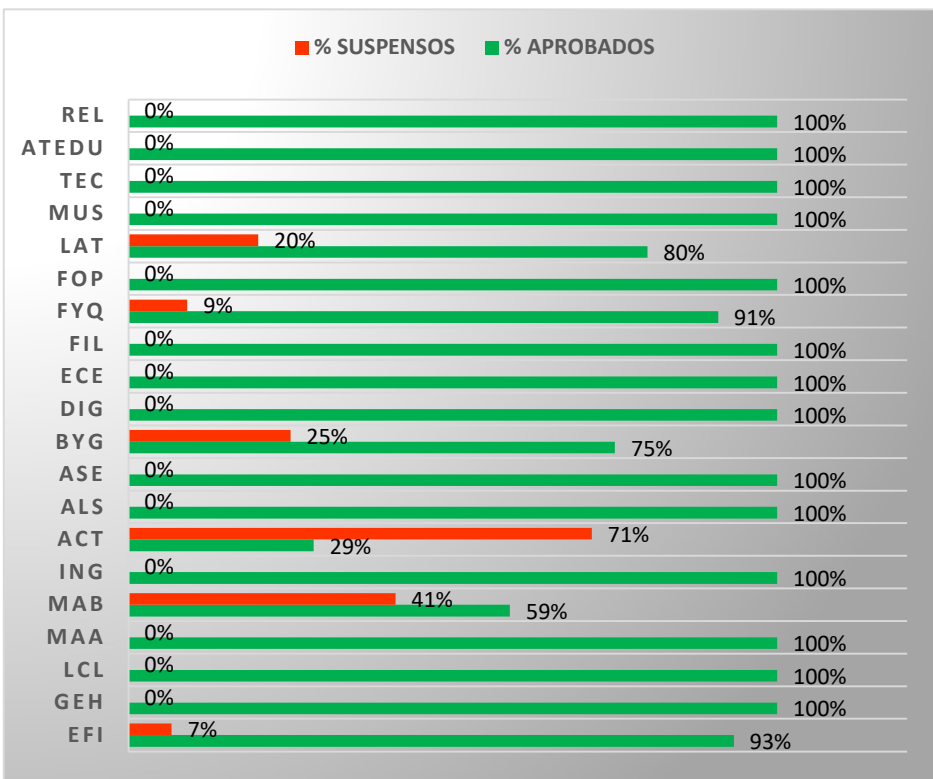
ALUMNOS	
0 SUSPENSOS	17
1-2 SUSPENSOS	12
3-4 SUSPENSOS	2
5 o + SUSPENSOS	3
<b>TOTAL</b>	<b>34</b>



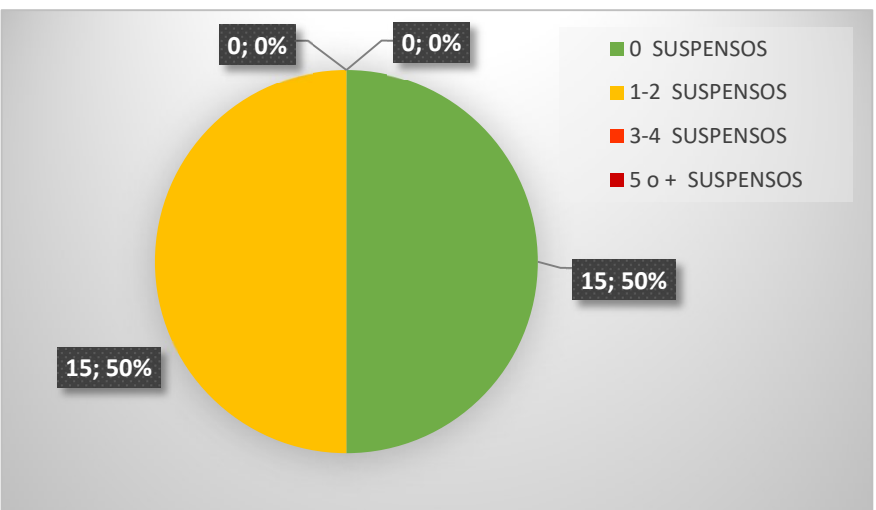
# RESULTADOS DE LA 2ª EVALUACIÓN

# 4º E.S.O. A

ASIGNATURAS	EFI	GEH	LCL	MAA	MAB	ING	ACT	ALS	ASE	BYG	DIG	ECE	FIL	FYQ	FOP	LAT	MUS	TEC	ATEDU	REL
Nº ALUMNOS	30	23	23	6	17	23	7	7	21	12	17	12	9	11	9	5	14	3	28	2
APROBADOS	28	23	23	6	10	23	2	7	21	9	17	12	9	10	9	4	14	3	28	2
% APROBADOS	93%	100%	100%	100%	59%	100%	29%	100%	100%	75%	100%	100%	100%	91%	100%	80%	100%	100%	100%	100%
SUSPENSOS	2	0	0	0	7	0	5	0	0	3	0	0	0	1	0	1	0	0	0	0
% SUSPENSOS	7%	0%	0%	0%	41%	0%	71%	0%	0%	25%	0%	0%	0%	9%	0%	20%	0%	0%	0%	0%



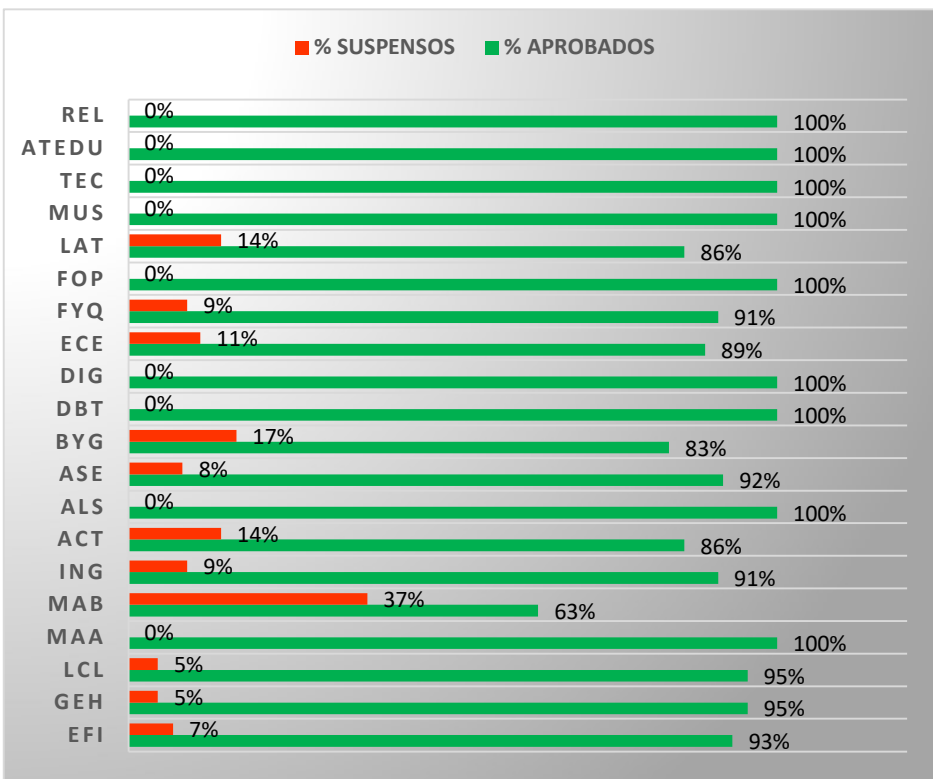
ALUMNOS	
0 SUSPENSOS	15
1-2 SUSPENSOS	15
3-4 SUSPENSOS	0
5 o + SUSPENSOS	0
<b>TOTAL</b>	<b>30</b>



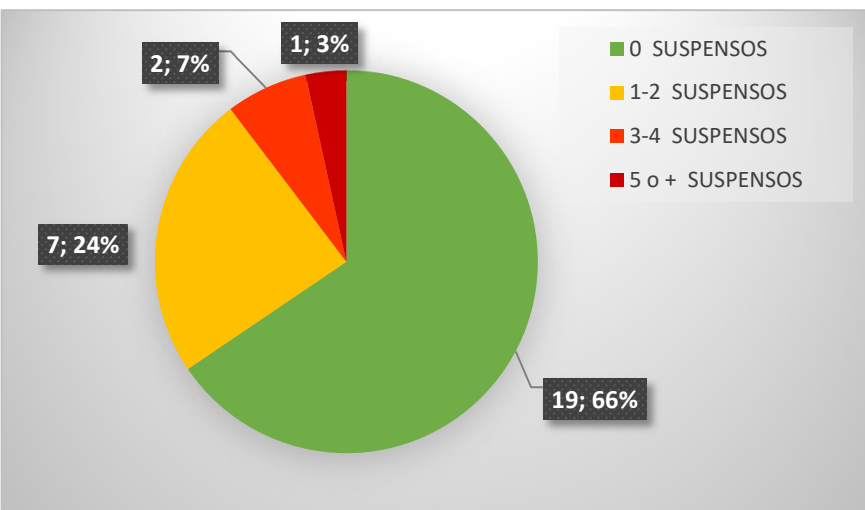
# RESULTADOS DE LA 2ª EVALUACIÓN

# 4º E.S.O. B

ASIGNATURAS	EFI	GEH	LCL	MAA	MAB	ING	ACT	ALS	ASE	BYG	DBT	DIG	ECE	FYQ	FOP	LAT	MUS	TEC	ATEDU	REL
Nº ALUMNOS	29	22	22	3	19	22	7	7	24	12	5	14	9	11	9	7	13	5	24	5
APROBADOS	27	21	21	3	12	20	6	7	22	10	5	14	8	10	9	6	13	5	24	5
% APROBADOS	93%	95%	95%	100%	63%	91%	86%	100%	92%	83%	100%	100%	89%	91%	100%	86%	100%	100%	100%	100%
SUSPENSOS	2	1	1	0	7	2	1	0	2	2	0	0	1	1	0	1	0	0	0	0
% SUSPENSOS	7%	5%	5%	0%	37%	9%	14%	0%	8%	17%	0%	0%	11%	9%	0%	14%	0%	0%	0%	0%



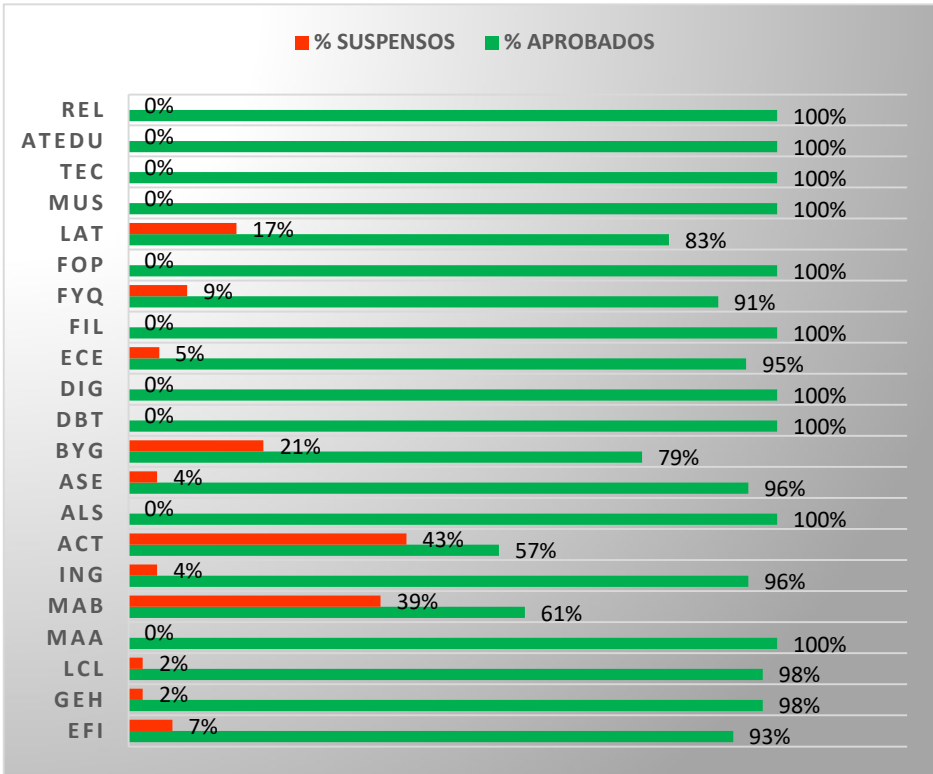
ALUMNOS	
0 SUSPENSOS	19
1-2 SUSPENSOS	7
3-4 SUSPENSOS	2
5 o + SUSPENSOS	1
<b>TOTAL</b>	<b>29</b>



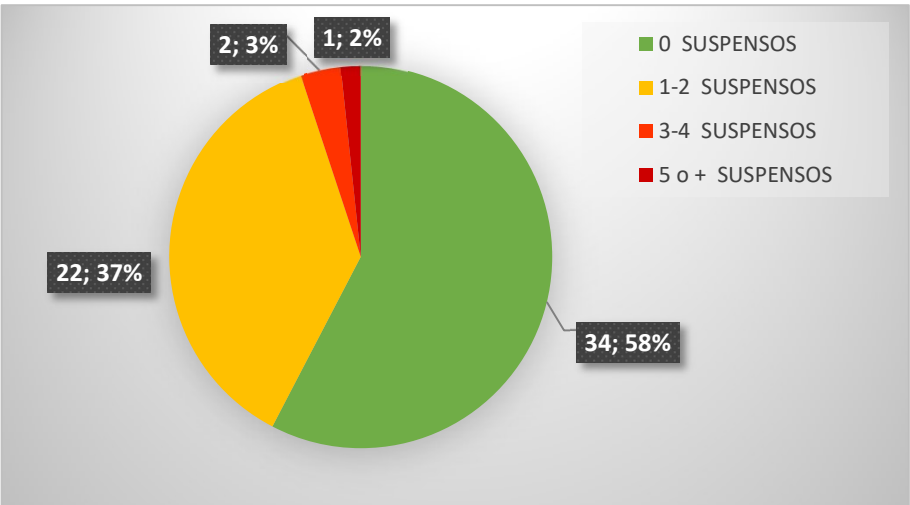
# RESULTADOS DE LA 2ª EVALUACIÓN

# 4º E.S.O.

ASIGNATURAS	EFI	GEH	LCL	MAA	MAB	ING	ACT	ALS	ASE	BYG	DBT	DIG	ECE	FIL	FYQ	FOP	LAT	MUS	TEC	ATEDU	REL
Nº ALUMNOS	59	45	45	9	36	45	14	14	45	24	5	31	21	9	22	18	12	27	8	52	7
APROBADOS	55	44	44	9	22	43	8	14	43	19	5	31	20	9	20	18	10	27	8	52	7
% APROBADOS	93%	98%	98%	100%	61%	96%	57%	100%	96%	79%	100%	100%	95%	100%	91%	100%	83%	####	100%	100%	100%
SUSPENSOS	4	1	1	0	14	2	6	0	2	5	0	0	1	0	2	0	2	0	0	0	0
% SUSPENSOS	7%	2%	2%	0%	39%	4%	43%	0%	4%	21%	0%	0%	5%	0%	9%	0%	17%	0%	0%	0%	0%



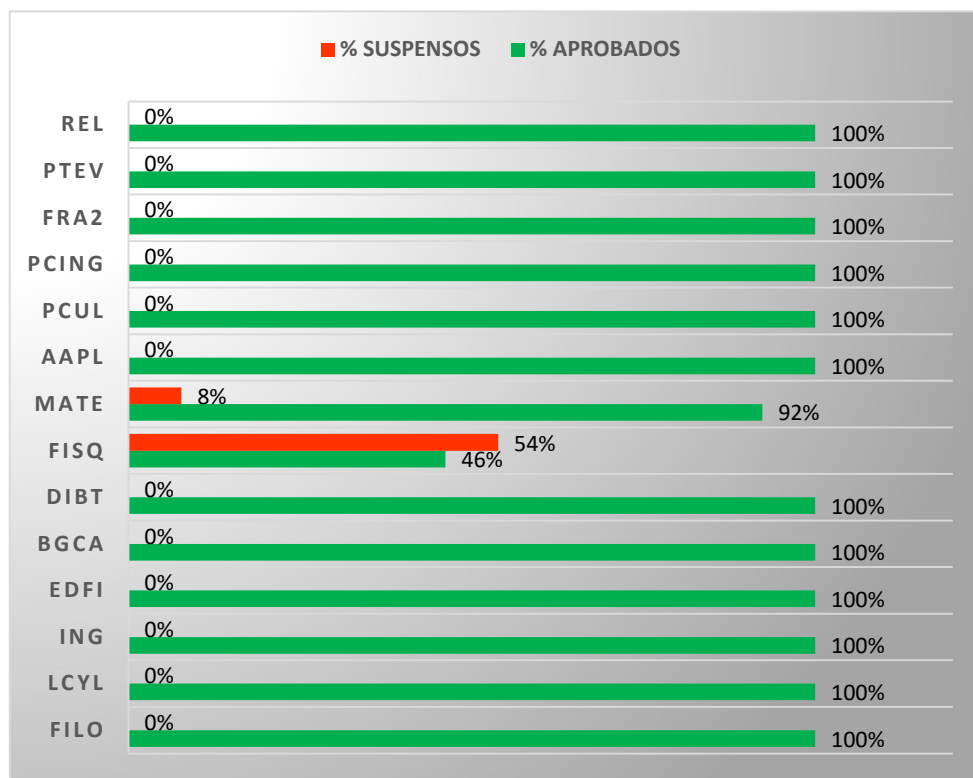
ALUMNOS	
0 SUSPENSOS	34
1-2 SUSPENSOS	22
3-4 SUSPENSOS	2
5 o + SUSPENSOS	1
<b>TOTAL</b>	<b>59</b>



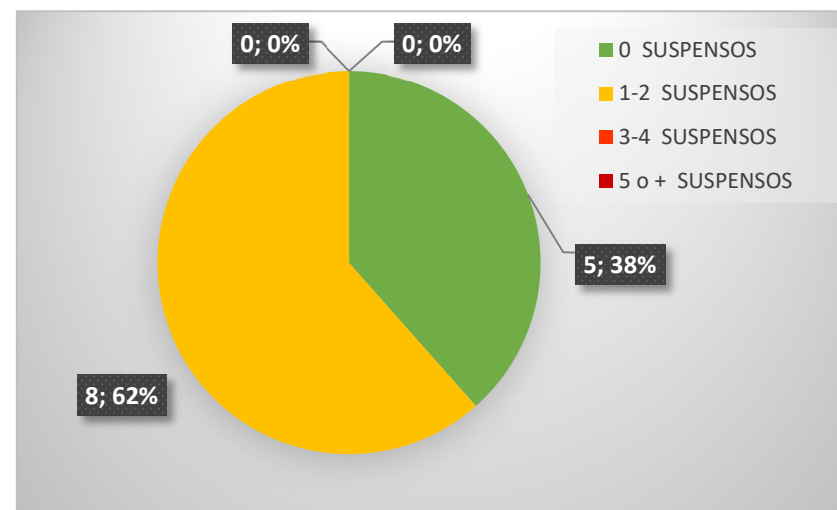
# RESULTADOS DE LA 2ª EVALUACIÓN

# 1º BACH CYT

ASIGNATURAS	FILO	LCYL	ING	EDFI	BGCA	DIBT	FISQ	MATE	AAPL	PCUL	PCING	FRA2	PTEV	REL
Nº ALUMNOS	13	13	13	13	9	4	13	13	9	1	13	3	11	2
APROBADOS	13	13	13	13	9	4	6	12	9	1	13	3	11	2
% APROBADOS	100%	100%	100%	100%	100%	100%	46%	92%	100%	100%	100%	100%	100%	100%
SUSPENSOS	0	0	0	0	0	0	7	1	0	0	0	0	0	0
% SUSPENSOS	0%	0%	0%	0%	0%	0%	54%	8%	0%	0%	0%	0%	0%	0%



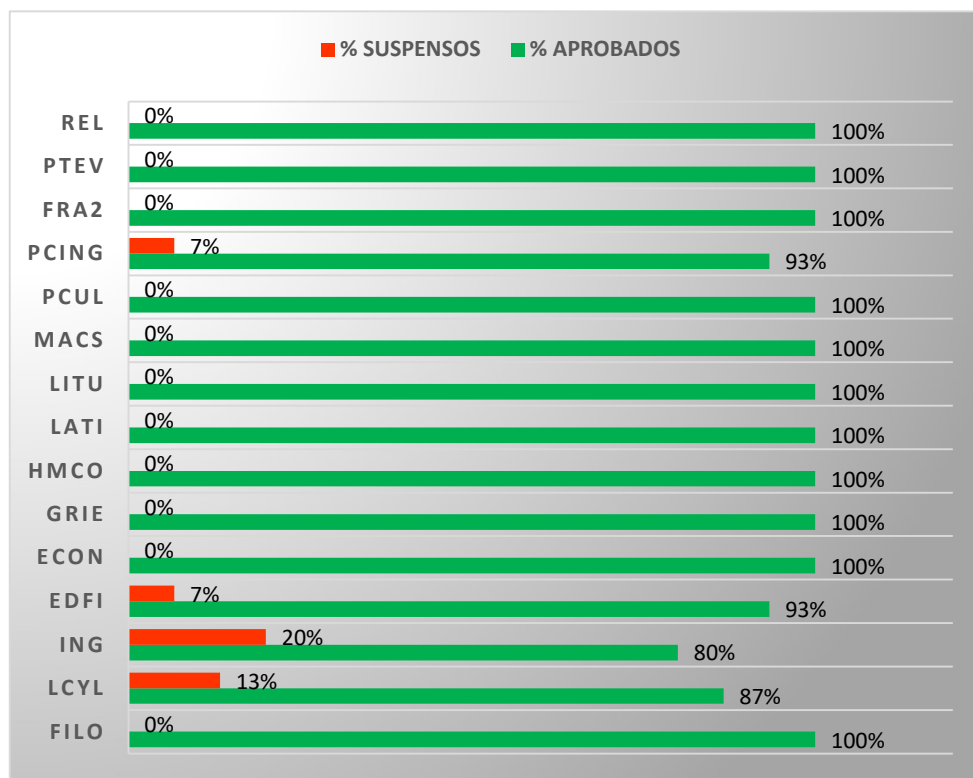
ALUMNOS	
0 SUSPENSOS	5
1-2 SUSPENSOS	8
3-4 SUSPENSOS	0
5 o + SUSPENSOS	0
<b>TOTAL</b>	<b>13</b>



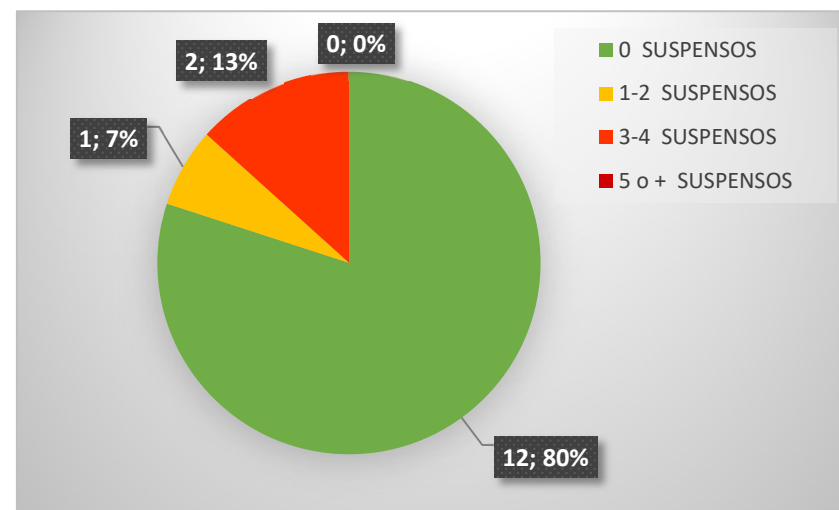
# RESULTADOS DE LA 2ª EVALUACIÓN

# 1º BACH HCS

ASIGNATURAS	FILO	LCYL	ING	EDFI	ECON	GRIE	HMCO	LATI	LITU	MACS	PCUL	PCING	FRA2	PTEV	REL
Nº ALUMNOS	15	15	15	15	13	2	11	5	4	10	10	15	5	8	7
APROBADOS	15	13	12	14	13	2	11	5	4	10	10	14	5	8	7
% APROBADOS	100%	87%	80%	93%	100%	100%	100%	100%	100%	100%	100%	93%	100%	100%	100%
SUSPENSOS	0	2	3	1	0	0	0	0	0	0	0	1	0	0	0
% SUSPENSOS	0%	13%	20%	7%	0%	0%	0%	0%	0%	0%	0%	7%	0%	0%	0%



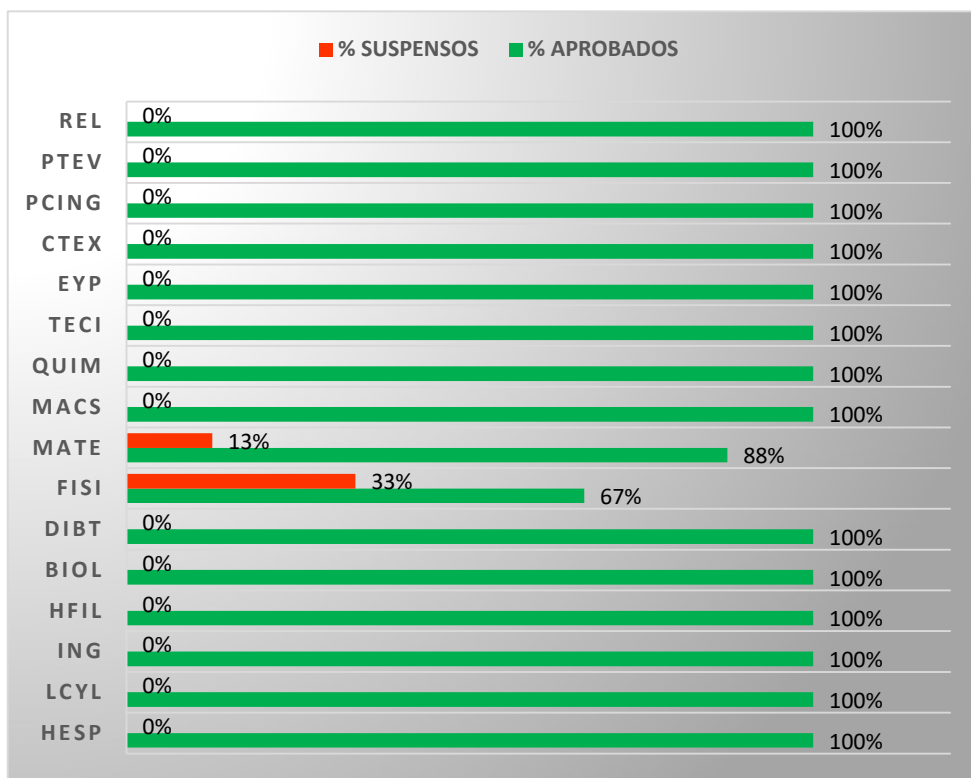
ALUMNOS	
0 SUSPENSOS	12
1-2 SUSPENSOS	1
3-4 SUSPENSOS	2
5 o + SUSPENSOS	0
<b>TOTAL</b>	<b>15</b>



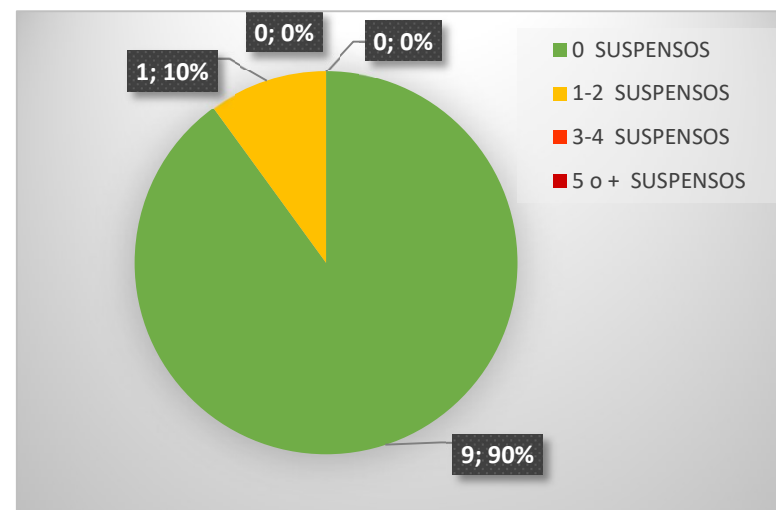
# RESULTADOS DE LA 2ª EVALUACIÓN

# 2º BACH CYT

ASIGNATURAS	HESP	LCYL	ING	HFIL	BIOL	DIBT	FISI	MATE	MACS	QUIM	TECI	EYP	CTEX	PCING	PTEV	REL
Nº ALUMNOS	10	10	10	10	6	1	3	8	2	7	3	3	10	7	9	1
APROBADOS	10	10	10	10	6	1	2	7	2	7	3	3	10	7	9	1
% APROBADOS	100%	100%	100%	100%	100%	100%	67%	88%	100%	100%	100%	100%	100%	100%	100%	100%
SUSPENSOS	0	0	0	0	0	0	1	1	0	0	0	0	0	0	0	0
% SUSPENSOS	0%	0%	0%	0%	0%	0%	33%	13%	0%	0%	0%	0%	0%	0%	0%	0%



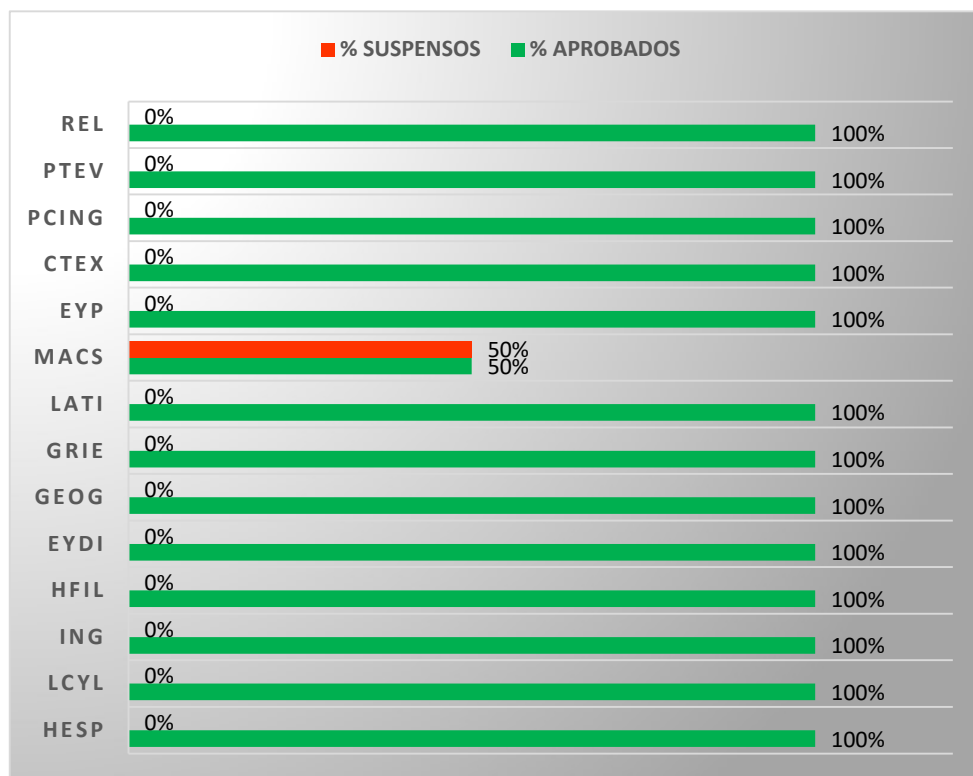
ALUMNOS	
0 SUSPENSOS	9
1-2 SUSPENSOS	1
3-4 SUSPENSOS	0
5 o + SUSPENSOS	0
<b>TOTAL</b>	<b>10</b>



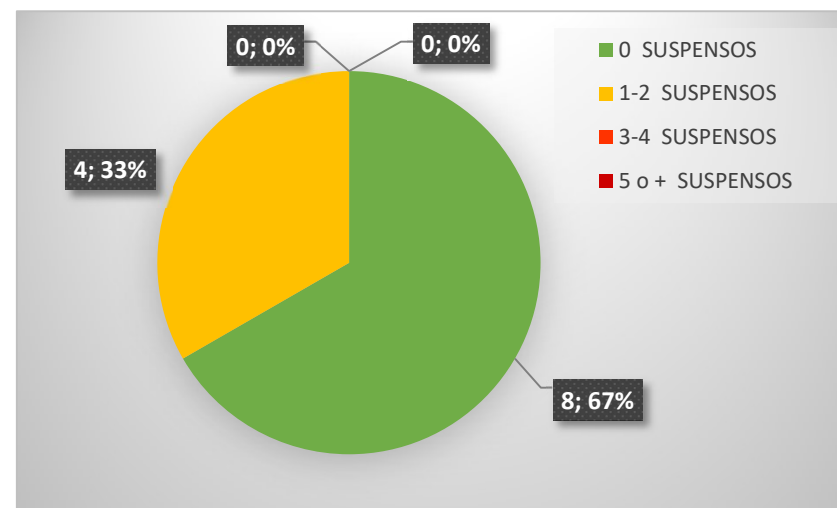
## RESULTADOS DE LA 2ª EVALUACIÓN

## 2º BACH HCS

ASIGNATURAS	HESP	LCYL	ING	HFIL	EYDI	GEOG	GRIE	LATI	MACS	EYP	CTEX	PCING	PTEV	REL
Nº ALUMNOS	12	12	12	12	10	12	2	4	8	1	12	11	11	1
APROBADOS	12	12	12	12	10	12	2	4	4	1	12	11	11	1
% APROBADOS	100%	100%	100%	100%	100%	100%	100%	100%	50%	100%	100%	100%	100%	100%
SUSPENSOS	0	0	0	0	0	0	0	0	4	0	0	0	0	0
% SUSPENSOS	0%	0%	0%	0%	0%	0%	0%	0%	50%	0%	0%	0%	0%	0%



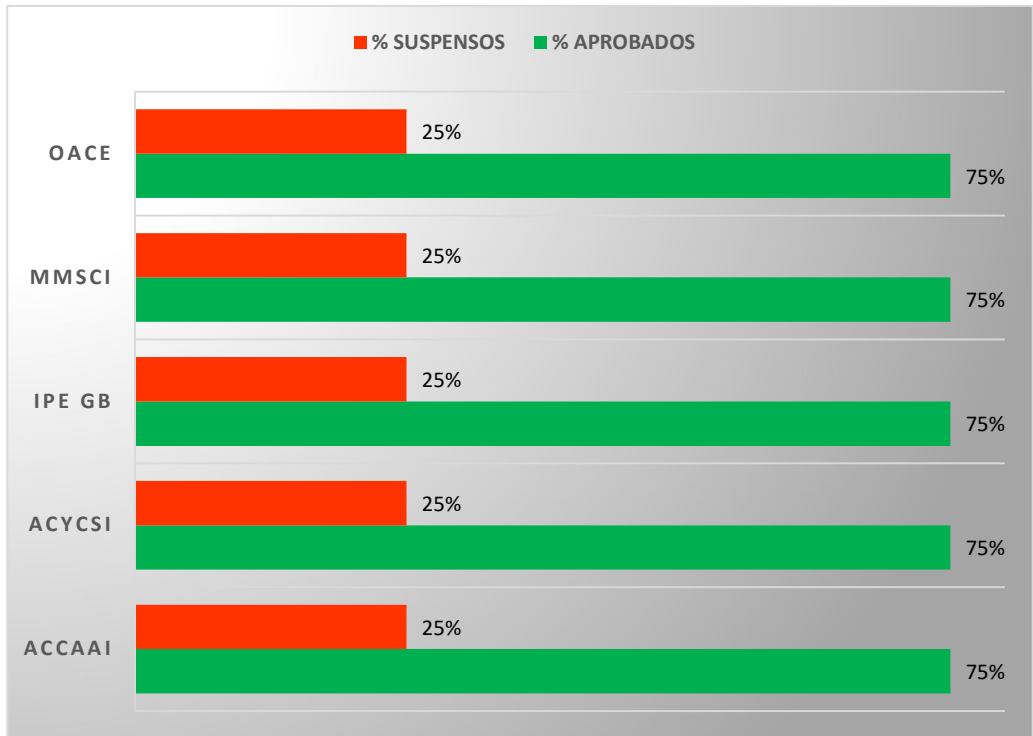
ALUMNOS	
0 SUSPENSOS	8
1-2 SUSPENSOS	4
3-4 SUSPENSOS	0
5 o + SUSPENSOS	0
<b>TOTAL</b>	<b>12</b>



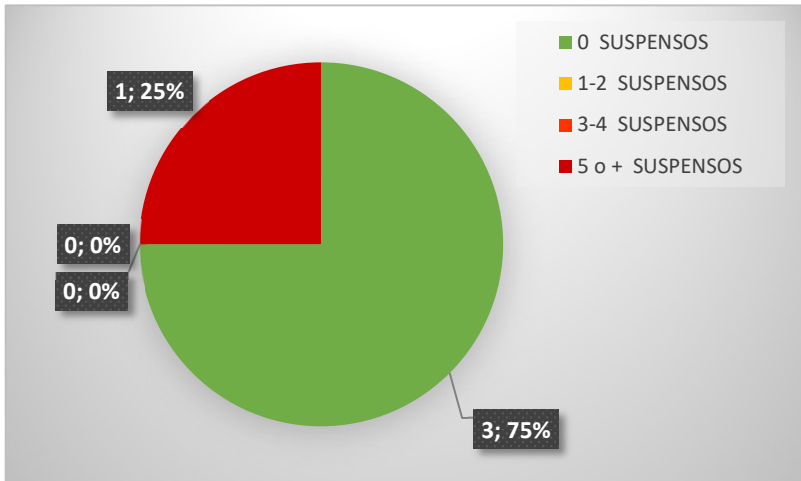
## RESULTADOS DE LA 1ª EVALUACIÓN

## 1º CFGB

ASIGNATURAS	ACCAAI	ACyCSI	IPE GB	MMSCI	OACE
Nº ALUMNOS	4	4	4	4	4
APROBADOS	3	3	3	3	3
% APROBADOS	75%	75%	75%	75%	75%
SUSPENSOS	1	1	1	1	1
% SUSPENSOS	25%	25%	25%	25%	25%



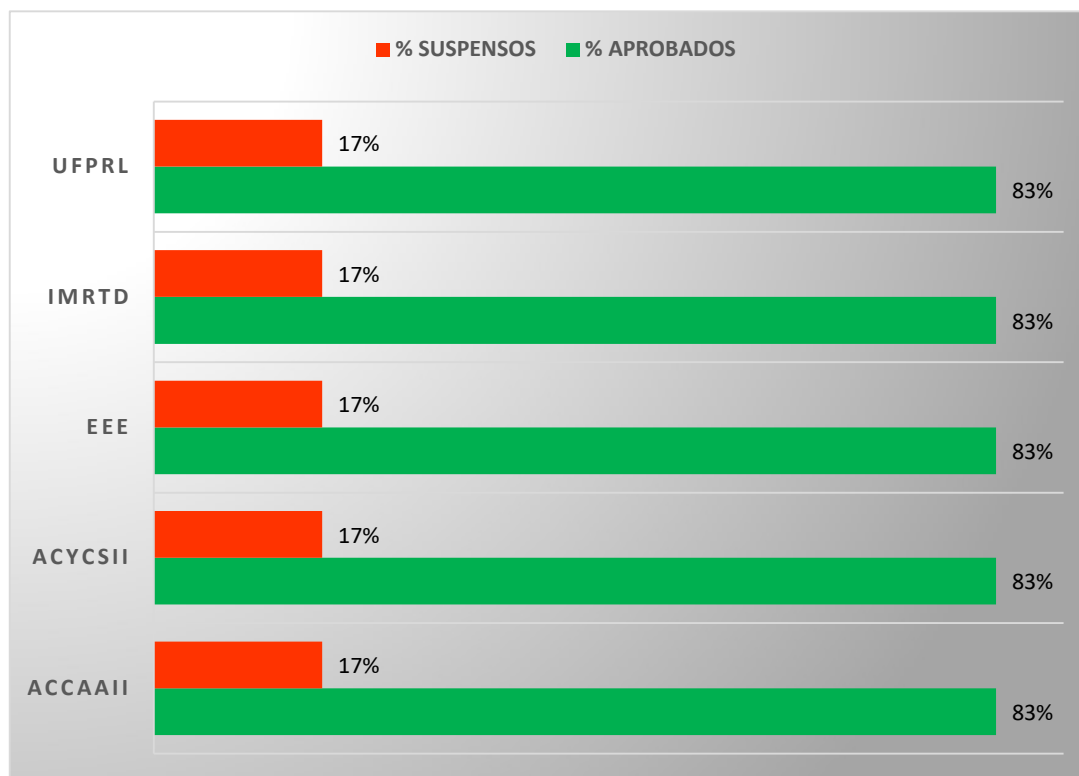
ALUMNOS	
0 SUSPENSOS	3
1-2 SUSPENSOS	0
3-4 SUSPENSOS	0
5 o + SUSPENSOS	1
<b>TOTAL</b>	<b>4</b>



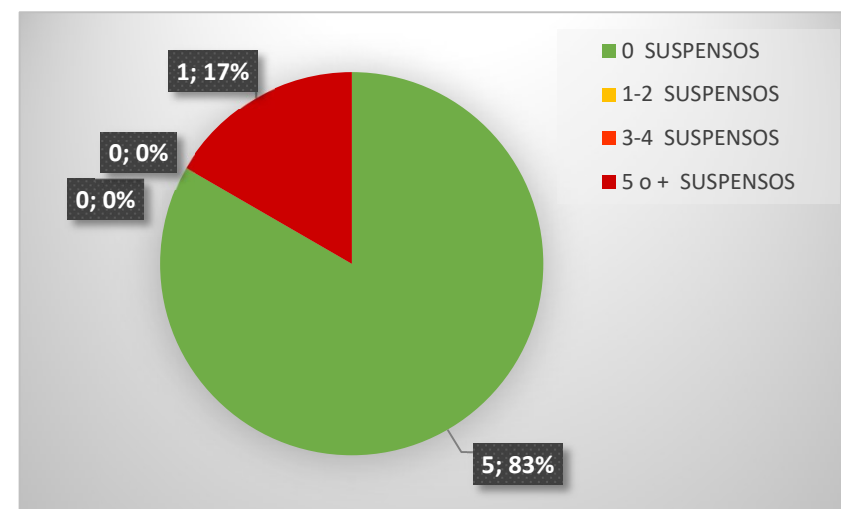
## RESULTADOS DE LA 2ª EVALUACIÓN

## 2º CFGB

ASIGNATURAS	ACCAAI	ACyCSII	EEE	IMRTD	UFPRL
Nº ALUMNOS	6	6	6	6	6
APROBADOS	5	5	5	5	5
% APROBADOS	83%	83%	83%	83%	83%
SUSPENSOS	1	1	1	1	1
% SUSPENSOS	17%	17%	17%	17%	17%



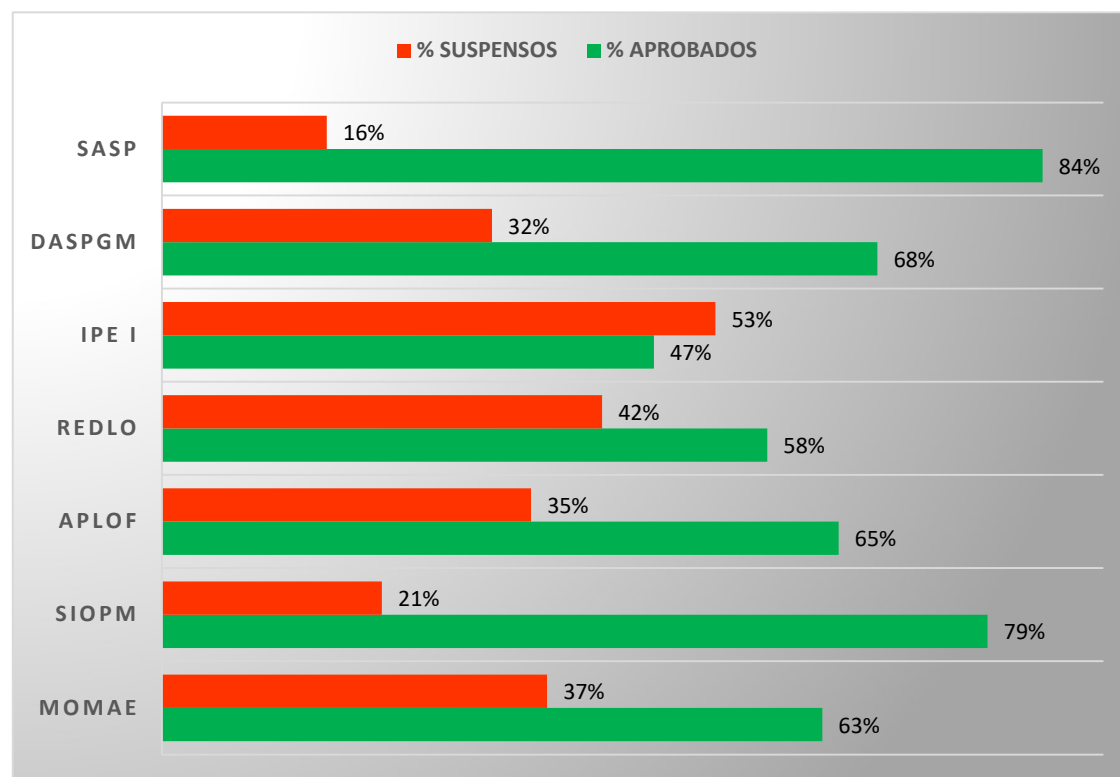
ALUMNOS	
0 SUSPENSOS	5
1-2 SUSPENSOS	0
3-4 SUSPENSOS	0
5 o + SUSPENSOS	1
<b>TOTAL</b>	<b>6</b>



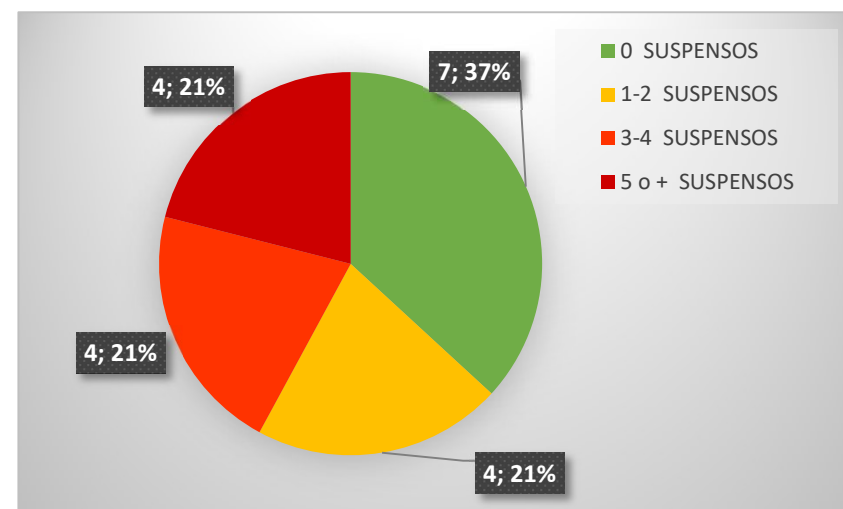
## RESULTADOS DE LA 2ª EVALUACIÓN

ASIGNATURAS	MOMAE	SIOPM	APLOF	REDLO	IPE I	DASPGM	SASP
Nº ALUMNOS	19	19	17	19	17	19	19
APROBADOS	12	15	11	11	8	13	16
% APROBADOS	63%	79%	65%	58%	47%	68%	84%
SUSPENSOS	7	4	6	8	9	6	3
% SUSPENSOS	37%	21%	35%	42%	53%	32%	16%

## 1º CFGM



ALUMNOS	
0 SUSPENSOS	7
1-2 SUSPENSOS	4
3-4 SUSPENSOS	4
5 o + SUSPENSOS	4
<b>TOTAL</b>	<b>19</b>



## RESULTADOS DE LA 2ª EVALUACIÓN

## 2º CFGM

ASIGNATURAS      SIOPR    SEGIN    SERRE    APLWE    EINEM

Nº ALUMNOS	18	19	18	19	19
APROBADOS	14	14	13	14	14
% APROBADOS	78%	74%	72%	74%	74%
SUSPENSOS	4	5	5	5	5
% SUSPENSOS	22%	26%	28%	26%	26%

ALUMNOS	
0 SUSPENSOS	13
1-2 SUSPENSOS	1
3-4 SUSPENSOS	2
5 o + SUSPENSOS	3
<b>TOTAL</b>	<b>19</b>

