

ELIGE LA SÍLABA CORRECTA



___ZÓN

PU


BU



FA___LA

RO

LO



___DA

TIEN

TEN



PAPE___RA

RE

LE



___MAFORO

SE


CE



___DIN

FAR


JAR



___CO

BAN

PAN




FUENTE

FUEN

PEN

ELIGE LA SÍLABAS CORRECTA



___LLE

CA

PA



___ÑAL

TE

SE



___TE

PUEN

FUEN



___TENEDOR

CON

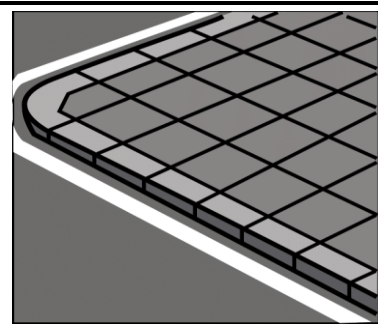
PON



___QUE

PAR

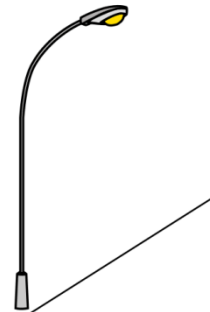
PAL



ACE___

LA


RA



FA___LA

LO

RO



ÁR___

BOL

GOL