

Parent Guide

How can I use this with my children?

This eye-catching solar system mobile craft activity is great for giving your child a visual prompt to get them thinking about space, the solar system and planets. It also encourages them to develop their scissor and threading skills.

How does this help my children's learning?

Your child will be able to think about the size and appearance of each planet in the Solar System. They can also consider the name and position within the Solar System of each planet.

Ideas for further learning:

Why not find out some facts about each planet? This information could be written onto a piece of colourful paper and hung beneath each planet.



Solar System Mobile

You Will Need:

- Solar System Cut-Outs
- scissors
- hole punch
- wool or string
- wooden dowel rod
- sticky tack (optional)



Method:

1. Cut out the Sun and the planets.
2. Use the hole punch to make a hole at the top of each planet.
3. Attach wool or string to each of the planets.
4. Tie the planets to the dowel rod in the following order: Mercury, Venus, Earth, Mars, Jupiter, Saturn, Uranus, Neptune. (You may wish to include the Sun on the mobile or stick it on the wall next to the Mercury side of the mobile with sticky tack.)
5. Make a hanger for the mobile by tying a length of string to each end of the dowel rod.

Which planet is closest to the Sun?

Which planet should take longest to orbit the Sun?


Can you name the largest planet?

Look at the order of the planets. Which position is Earth from the Sun?

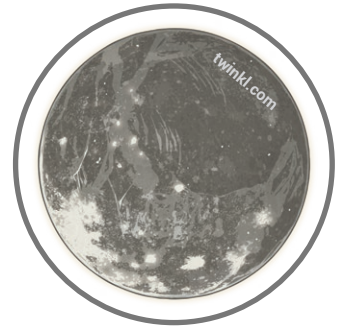
Venus




Mars



Mercury



Earth




Jupiter




Neptune




Uranus



Saturn




Sun




If you enjoyed this resource, why not try...


Solar System Fact Hunt Worksheet



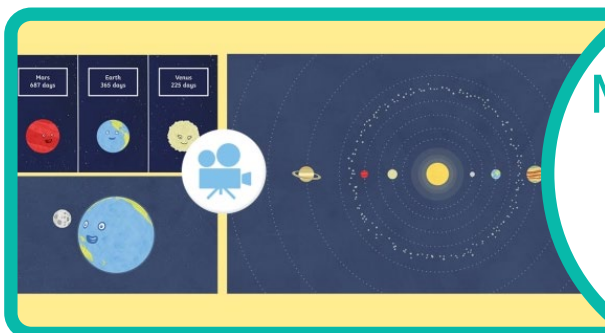
Solar System Code Breaker Worksheet



Space Star Biscuits Recipe



Movement of the Planets in Our Solar System



If you need us, just get in touch -
contact twinklcares@twinkl.co.uk
visit [twinkl.com/parents](https://www.twinkl.com/parents)

Explore and Discover More

twinkl