



DESIGN A BOAT

1. Ask a question.



Can you make a boat with straws and tape?



2. Imagine solutions.



How will you build your boat?
Draw.



3. Plan your design.




How will you build your boat?
Write the steps:

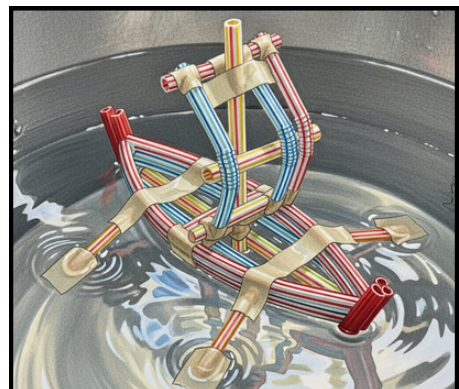
4. Create a model.



Build your boat.



Does it float? Test your boat.



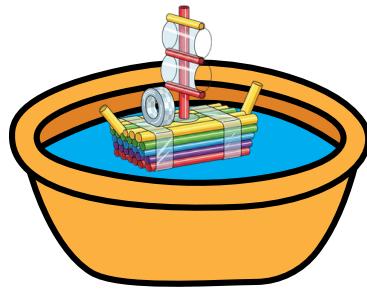
5. Improve your design.



- Show your boat to your classmates. How are they different?
- How can you improve your boat? Think!



ORAL PRESENTATION



- ★ Hello! My name is _____.
- Hello! My name is _____.
- ★ This is our project.
- It's a boat made of straw and tape.
- ★ We designed this project following 5 steps.
- First, we asked a question: Can you make a boat with straws and tape?
- ★ Second, we imagined solutions. Look at this picture.
- Third, we planned our design.
- ★ Fourth, we created this model. It can float!
- And, finally, we improved our design.
- ★ Do you like our boat?