


Safety in the Laboratory




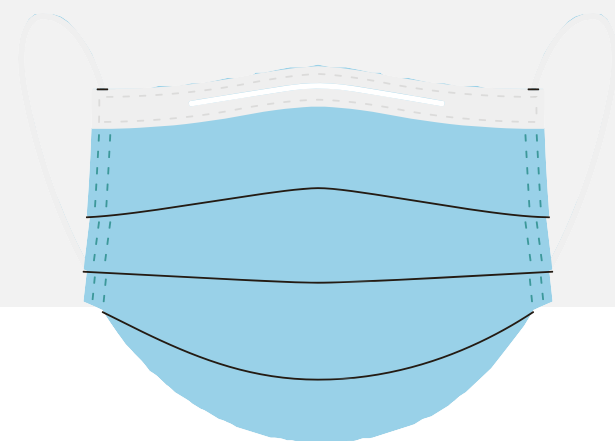
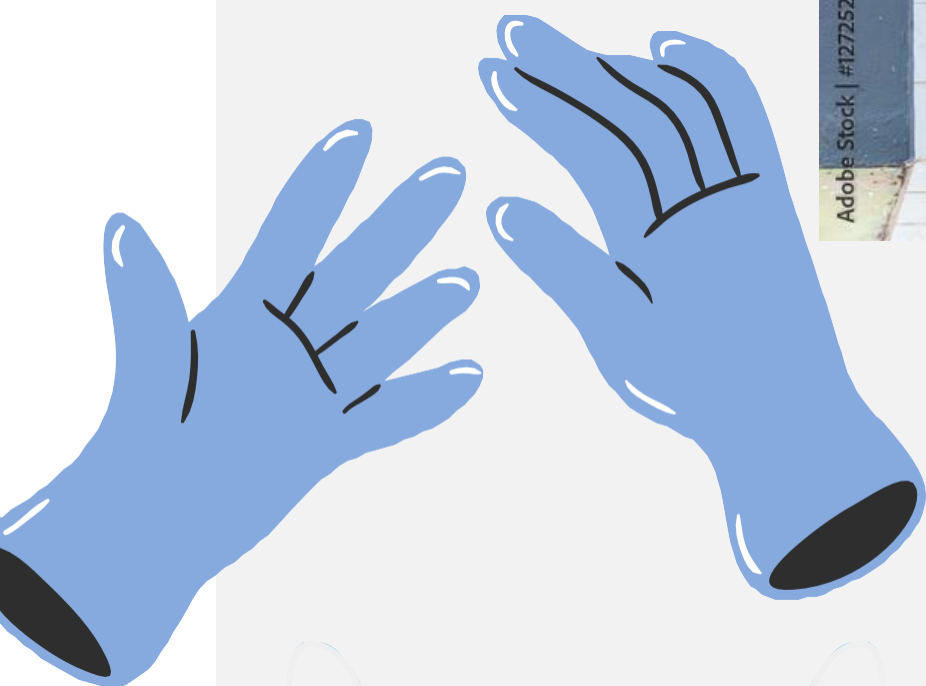


What do you do in the laboratory?

- Experiments
 - Research
 - Observe
 - Take notes
 - Follow rules /steps and instructions
- 


Lab Equipment!





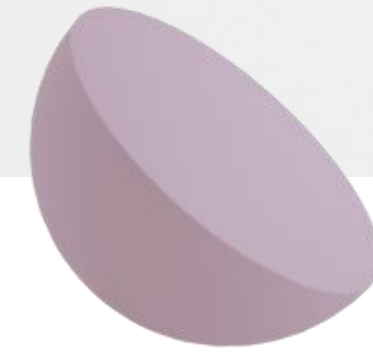
Items in the Lab:

- Fire extinguishers
- Fire blanket
- Shower
- Emergency equipment
- Exit signs
- First aid kit
- Eye wash station
- Gloves
- Masks






Rules for the Lab!



Click &
watch



AsapSCIENCE @AsapSCIENCE

<https://www.youtube.com/watch?v=BRDApYgvDqQ>

1. Do not eat in
the laboratory



2. Keep clean!

- Wash hands
- Dispose chemicals correctly
- Check space



3. Handle chemicals and equipment with care!

- Glass is breakable
- Use fume hood
- Do not inhale
- Do not touch electrical appliances with wet hands




4. Listen and have materials!

- Teacher explains instructions
- Behave (no running)
- Have correct supplies (books, note books, pen/pencil)





Match the options!





1. Put on _____

2. Listen to _____


3. Do not _____

4. Use the _____

5. _____ use the
equipment

6. Wash _____



- 
- (A) The teacher
 - (B) Eat
 - (C) Carefully
 - (D) Your hands
 - (E) Gloves, goggles,
lab coat
 - (F) Fume hood

ACKNOWLEDGEMENTS

All public domain and Canva clip arts

