

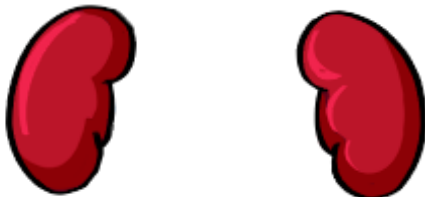
**NUTRITION
CLIL UNIT 2023/24
IES Vega de Atarfe**

kidneys

ureters

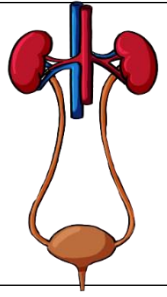
bladder

urethra



**EXCRETORY
SYSTEM**

Match the parts to the
correct name & information



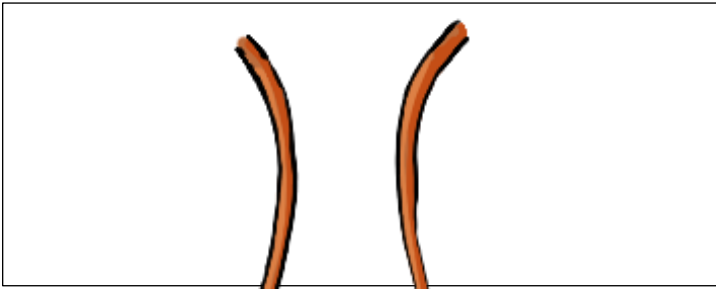
eliminate toxic substances.
Waste products and water
become urine.

two tubes connecting the
kidneys to the bladder.

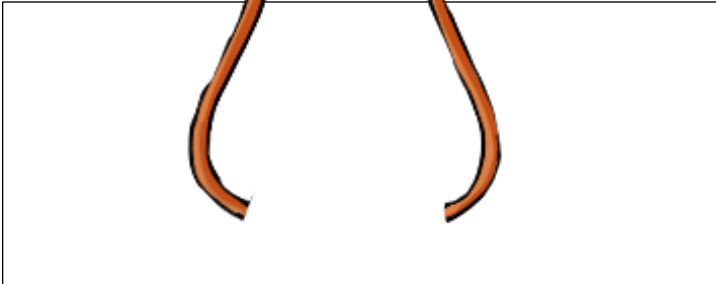
a muscular elastic bag to
collect urine.

carries urine from the
bladder outside of our body
during urination





<https://blogsaverroes.juntadeandalucia.es/vegabilenguismo/unidades-cliv/nutrition/>



<https://view.genial.ly/658fe586e0ec6600138851ef/interactive-content-excretory-system>

renal vein (blue)

carries the filtered blood
away from the kidney

renal artery (red)

carries blood with waste to
each kidney

